

CARMIGNAC CREDIT 2029 F EUR YDIS

FRENCH MUTUAL FUND (FCP)

Recommended
minimum investment
horizon:

5 YEARS



FR001400KAY8

Monthly Factsheet - 31/03/2025

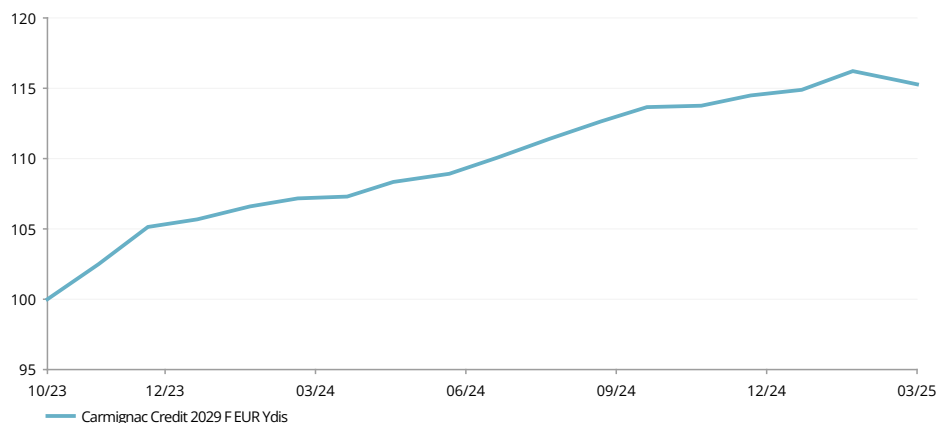
INVESTMENT OBJECTIVE

Carmignac Credit 2029 is a target maturity bond fund that follows a buy-and-hold strategy on credit markets. With a careful selection of issuers, a target performance objective and predetermined end date**, Carmignac Credit 2029 gives investors visibility over their investment and diversifies the risks to which they are exposed. The Fund targets an annualised performance (net of management fees) between its inception on 20/09/2023 and maturity on 28/02/2029, as described in the prospectus for each unit. The objective does not constitute a promise of return or performance, the performance is not guaranteed.

PERFORMANCE

Past performance is not necessarily indicative of future performance. Performances are net of fees (excluding possible entrance fees charged by the distributor).

FUND PERFORMANCE SINCE LAUNCH (Basis 100 - Net of fees)



CUMULATIVE AND ANNUALIZED PERFORMANCE (as of 31/03/2025 - Net of fees)

| | Cumulative Performance (%) | | | | Annualised Performance (%) |
|------------|----------------------------|---------|--------|------------------|----------------------------|
| | Since 31/12/2024 | 1 Month | 1 Year | Since 20/10/2023 | Since 20/10/2023 |
| F EUR Ydis | 0.66 | -1.03 | 7.19 | 15.28 | 10.33 |

ANNUAL PERFORMANCE (%) (Net of fees)

| | 2024 | 2023 |
|------------|------|------|
| F EUR Ydis | 8.52 | 5.53 |

STATISTICS (%)

| | 1 Year | Launch |
|-----------------|--------|--------|
| Fund Volatility | 1.7 | 2.0 |
| Sharpe Ratio | 2.2 | 3.4 |

Calculation : Weekly basis

PERFORMANCE CONTRIBUTION

| | |
|----------------------|--------------|
| Bond Portfolio | -2.5% |
| Currency Derivatives | 0.5% |
| Cash and Others | 0.0% |
| Total | -1.9% |

Gross monthly performance



P. Verlé



A. Deneuveville



F. Viros

KEY FIGURES

| | |
|--|------|
| Modified Duration | 3.5 |
| Yield to Maturity (EUR) ⁽¹⁾ | 5.2% |
| Average Rating | BBB |
| Average Coupon | 5.4% |
| Number of Bond Issuers | 237 |
| Number of Bonds | 308 |

(1) Calculated at the fixed income bucket level.

FUND

SFDR Fund Classification: Article 8
Domicile: France
Fund Type: UCITS
Legal Form: FCP
Fiscal Year End: 31/12
Subscription/Redemption: Daily
Order Placement Cut-Off Time: Before 13:00 (CET/CEST)
Fund Inception Date: 20/10/2023
Fund AUM: 1136M€ / 1227M\$ ⁽²⁾
Fund Currency: EUR

SHARE

Dividend Policy: Distribution
Date of 1st NAV: 20/10/2023
Base Currency: EUR
Share class AUM: 38M€
NAV (share): 115.28€

FUND MANAGER(S)

Pierre Verlé since 20/10/2023
 Alexandre Deneuveville since 20/10/2023
 Florian Viros since 20/10/2023

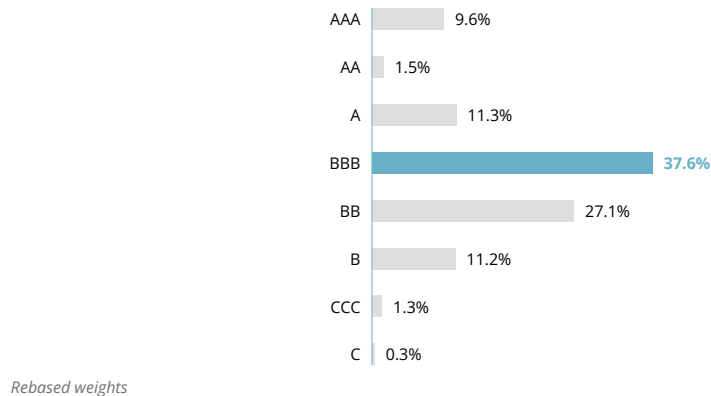
OTHER ESG CHARACTERISTICS

Minimum % Taxonomy Alignment 0%
 Minimum % Sustainable Investments 0%
 Principal Adverse Impact Indicators Yes

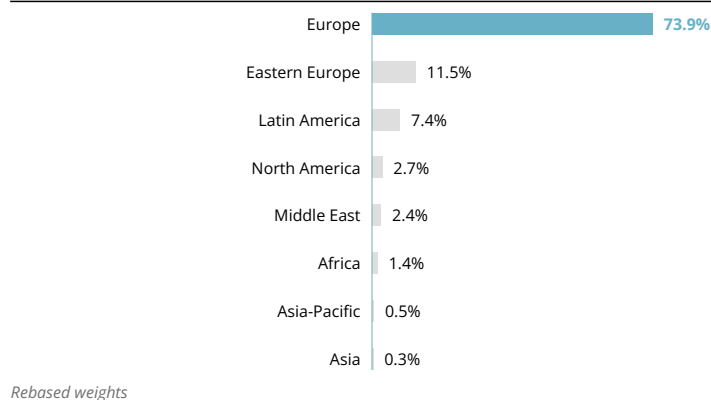
ASSET ALLOCATION

| | |
|---|---------------|
| Bonds | 100.0% |
| Developed Countries Corporate Bonds | 59.4% |
| Consumer Discretionary | 4.9% |
| Consumer Staples | 3.7% |
| Energy | 8.4% |
| Financials | 30.2% |
| Healthcare | 0.3% |
| Industrials | 5.7% |
| Information Technology | 0.2% |
| Materials | 0.5% |
| Real Estate | 3.5% |
| Communication Services | 0.3% |
| Utilities | 1.9% |
| Emerging Markets Corporate Bonds | 22.7% |
| Consumer Discretionary | 0.5% |
| Consumer Staples | 0.1% |
| Energy | 2.6% |
| Financials | 15.0% |
| Healthcare | 0.1% |
| Industrials | 2.1% |
| Materials | 0.4% |
| Real Estate | 0.7% |
| Communication Services | 0.6% |
| Utilities | 0.6% |
| Supranational Bonds | 0.1% |
| Collateralized Loan Obligation (CLO) | 17.7% |
| Cash, Cash Equivalents and Derivatives Operations | 0.0% |

RATING BREAKDOWN



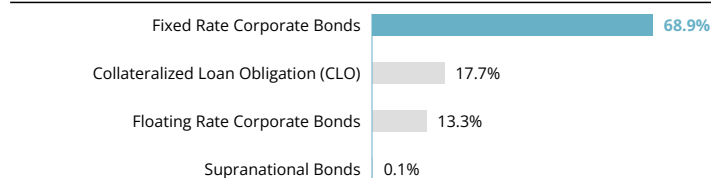
GEOGRAPHIC BREAKDOWN



TOP TEN - BONDS

| Name | Country | Rating | % |
|--|----------------|------------------|--------------|
| MBH BANK NYRT 29/01/2029 | Hungary | High Yield | 1.3% |
| UNICREDIT 03/12/2032 | Czech Republic | High Yield | 1.3% |
| BNP PARIBAS 18/02/2032 | France | Investment Grade | 1.3% |
| ENI TV 21/01/2034 | Italy | Investment Grade | 1.2% |
| TOTALENERGIES 19/11/2029 | France | Investment Grade | 1.2% |
| BANCO BILBAO VIZCAYA ARGENTARIA 25/02/2032 | Mexico | Investment Grade | 1.2% |
| RAIFFEISEN BANK INTERNATIONAL 15/12/2029 | Czech Republic | High Yield | 1.1% |
| ERSTE GROUP BANK 15/10/2029 | Czech Republic | Investment Grade | 1.1% |
| BELFIUS BANK 06/05/2031 | Belgium | Investment Grade | 1.1% |
| CAIXABANK 24/07/2032 | Spain | Investment Grade | 1.0% |
| Total | | | 11.8% |

FIXED INCOME BREAKDOWN



MARKETING COMMUNICATION

Please refer to the KID/prospectus of the fund before making any final investment decisions. For more information please visit www.carmignac.fr

PORTFOLIO ESG SUMMARY

The binding elements of the investment strategy used to select investments, and to attain each of the environmental or social characteristics promoted by this financial product, are:

- The investment universe for corporate bonds is actively reduced by at least 20%;
- Securitization instruments rated D and E in the START proprietary ESG tools are excluded from the fund's investment universe;
- ESG analysis is applied to at least 90% of securities.

PORTFOLIO ESG COVERAGE

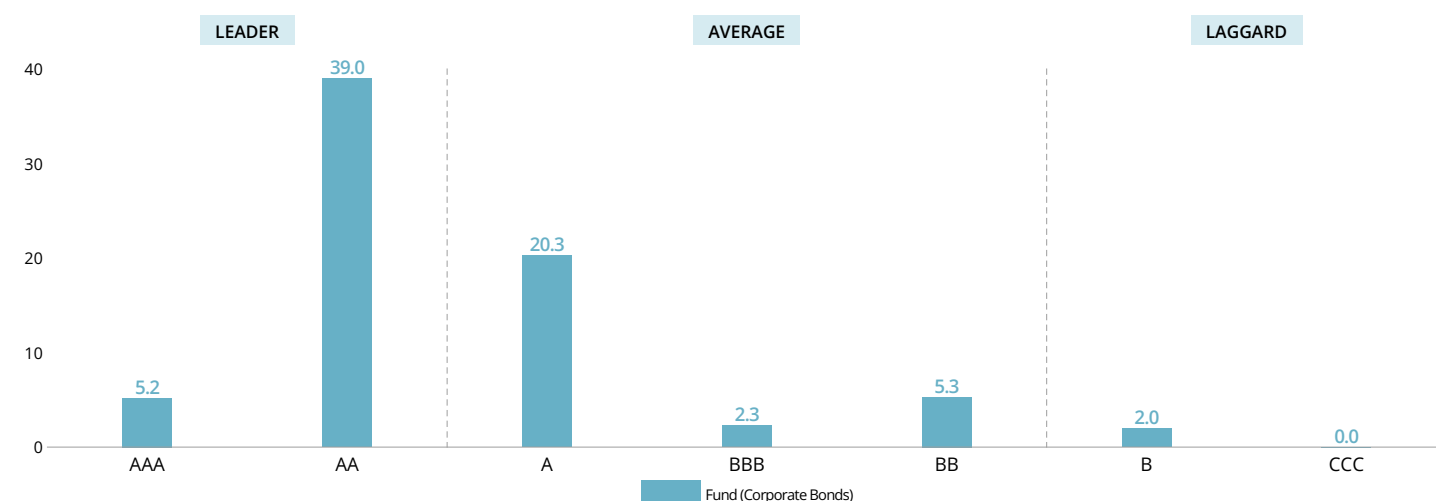
| | |
|------------------------------------|--------|
| Number of issuers in the portfolio | 189 |
| Number of issuers rated | 189 |
| Coverage Rate | 100.0% |

Source: Carmignac

ESG SCORE

| | |
|----------------------------------|----|
| Carmignac Credit 2029 F EUR Ydis | AA |
| Source: MSCI ESG | |

MSCI ESG SCORE PORTFOLIO



Source: MSCI ESG Score. ESG Leaders represent companies rated AAA and AA by MSCI. ESG Average represent companies rated A, BBB, and BB by MSCI. ESG Laggards represent companies rated B and CCC by MSCI. Portfolio ESG Coverage: 74.0%

TOP 5 ESG RATED PORTFOLIO HOLDINGS

| Company | Weight | ESG Rating |
|------------------------|--------|------------|
| LA BANQUE POSTALE SA | 1.0% | AAA |
| FINNAIR PLC | 0.9% | AAA |
| APA INFRASTRUCTURE LTD | 0.5% | AAA |
| IBERDROLA FINANZAS SAU | 0.0% | AAA |
| BAWAG GROUP AG | 0.0% | AAA |

Source: MSCI ESG

GLOSSARY

Active Management: An investment management approach where a manager aims to beat the market through research, analysis and their own judgement.

Bottom up investing: Investment based on analysis of individual companies, whereby that company's history, management, and potential are considered more important than general market or sector trends (as opposed to top down investing).

Credit cycle: A credit cycle describes the different phases of access to credit by borrowers. It alternates between periods of easily accessible funds to borrow due to low interest rates and periods of contraction where lending rules are more restrictive and interest rates are higher.

FCP: Fonds commun de placement (French common fund).

High yield: A loan or bond rated below investment grade because of its higher default risk. The return on these securities is generally higher.

Investment grade: A loan or bond that rating agencies have rated AAA to BBB-, generally indicating relatively low default risk.

Modified duration: A bond's modified duration measures the risk attached to a given change in the interest rate. Modified duration of +2 means that for an instantaneous 1% rate increase, the portfolio's value would drop by 2%.

Non-benchmarked: Portfolio construction is a result of Fund manager views and market analysis with no bias to any benchmark.

Rating: The rating measures the creditworthiness of a borrower (bond issuer).

SFDR Fund Classification: Sustainable Finance Disclosure Regulation (SFDR) 2019/2088. EU Act that requires asset managers to classify funds into categories, "Article 8" funds promote environmental and social characteristics, "Article 9" funds have sustainable investments as a measurable objective. In addition to not promoting environmental or social characteristics, "Article 6" funds have no sustainable objectives. For more information, please refer to <https://eur-lex.europa.eu/eli/reg/2019/2088/oj>

UCITS: Undertakings for Collective Investments in Transferable Securities.

UCITS funds are authorised funds that can be sold in any country in the EU. UCITS III regulations allow funds to invest in a wider range of financial instruments, including derivatives.

Yield to Maturity (EUR): The Yield to Maturity (EUR) is the estimated annual rate of return in EUR expected on a bond if held until maturity and assuming all payments made as scheduled and reinvested at this rate. For perpetual bonds, the next call date is used for computation. Note that the yield shown does not take into account fees and expenses of the Fund. The portfolio's YTM (EUR) is the weighted average individual bonds holdings' YTM (EUR) within the portfolio.

CHARACTERISTICS

| Share Class | Date of 1st NAV | Bloomberg | ISIN | Management Fee | Entry costs ⁽¹⁾ | Exit costs ⁽²⁾ | Management fees and other administrative or operating costs ⁽³⁾ | Transaction costs ⁽⁴⁾ | Performance fees ⁽⁵⁾ | Minimum Initial Subscription ⁽⁶⁾ |
|-------------|-----------------|------------|--------------|----------------|----------------------------|---------------------------|--|----------------------------------|---------------------------------|---|
| A EUR Acc | 20/10/2023 | CARCAEA FP | FR001400KAV4 | Max. 1% | Max. 1% | — | 1.14% | 0.13% | 20% | — |
| A EUR Ydis | 20/10/2023 | CARCRAE FP | FR001400KAW2 | Max. 1% | Max. 1% | — | 1.14% | 0.13% | 20% | — |
| F EUR Acc | 20/10/2023 | CARMCFE FP | FR001400KAX0 | Max. 0.5% | — | — | 0.64% | 0.13% | 20% | — |
| F EUR Ydis | 20/10/2023 | CARCRFE FP | FR001400KAY8 | Max. 0.5% | — | — | 0.64% | 0.13% | 20% | — |

(1) of the amount you pay in when entering this investment. This is the most you will be charged. Carmignac Gestion doesn't charge any entry fee. The person selling you the product will inform you of the actual charge.

(2) We do not charge an exit fee for this product.

(3) of the value of your investment per year. This estimate is based on actual costs over the past year.

(4) of the value of your investment per year. This is an estimate of the costs incurred when we buy and sell the investments underlying the product. The actual amount varies depending on the quantity we buy and sell.

(5) max. of the outperformance once performance since the start of the year exceeds that of the reference indicator and if no past underperformance still needs to be offset. The actual amount will vary depending on how well your investment performs. The aggregated cost estimation above includes the average over the last 5 years, or since the product creation if it is less than 5 years.

(6) Please refer to the prospectus for the minimum subsequent subscription amounts. The prospectus is available on the website: www.carmignac.com.

MAIN RISKS OF THE FUND

CREDIT: Credit risk is the risk that the issuer may default. **INTEREST RATE:** Interest rate risk results in a decline in the net asset value in the event of changes in interest rates. **LIQUIDITY:** Temporary market distortions may have an impact on the pricing conditions under which the Fund might be caused to liquidate, initiate or modify its positions. **DISCRETIONARY MANAGEMENT:** Anticipations of financial market changes made by the Management Company have a direct effect on the Fund's performance, which depends on the stocks selected.

The Fund presents a risk of loss of capital.

IMPORTANT LEGAL INFORMATION

Source: Carmignac at 31/03/2025. **This document is intended for professional clients.** Copyright: The data published in this presentation are the exclusive property of their owners, as mentioned on each page. From 01/01/2013 the equity index reference indicators are calculated net dividends reinvested. This document may not be reproduced, in whole or in part, without prior authorisation from the management company. This document does not constitute a subscription offer, nor does it constitute investment advice. Access to the Fund may be subject to restrictions with regard to certain persons or countries. The Fund is not registered in North America, in South America, in Asia nor is it registered in Japan. The Funds are registered in Singapore as restricted foreign scheme (for professional clients only). The Fund has not been registered under the US Securities Act of 1933. The Fund may not be offered or sold, directly or indirectly, for the benefit or on behalf of a U.S. person, according to the definition of the US Regulation S and/or FATCA. The Fund presents a risk of loss of capital. The risks and fees are described in the KID (Key Information Document). The Fund's prospectus, KIDs and annual reports are available at www.carmignac.com, or upon request to the Management Company. The KID must be made available to the subscriber prior to subscription. The Management Company can cease promotion in your country anytime. Investors have access to a summary of their rights in English on the following link at section 5: https://www.carmignac.com/en_US/regulatory-information. - In Switzerland, the Fund's respective prospectuses, KIDs and annual reports are available at www.carmignac.ch, or through our representative in Switzerland, CACEIS (Switzerland) S.A., Route de Signy 35, CH-1260 Nyon. The paying agent is CACEIS Bank, Montrouge, Nyon Branch / Switzerland, Route de Signy 35, 1260 Nyon. - In the United Kingdom, the Funds' respective prospectuses, KIDs and annual reports are available at www.carmignac.co.uk, or upon request to the Management Company, or for the French Funds, at the offices of the Facilities Agent at BNP PARIBAS SECURITIES SERVICES, operating through its branch in London: 55 Moorgate, London EC2R. This material was prepared by Carmignac Gestion, Carmignac Gestion Luxembourg or Carmignac UK Ltd and is being distributed in the UK by Carmignac Gestion Luxembourg. Reference to certain securities and financial instruments is for illustrative purposes to highlight stocks that are or have been included in the portfolios of funds in the Carmignac range. This is not intended to promote direct investment in those instruments, nor does it constitute investment advice. The Management Company is not subject to prohibition on trading in these instruments prior to issuing any communication. The portfolios of Carmignac funds may change without previous notice. The decision to invest in the promoted fund should take into account all its characteristics or objectives as described in its prospectus.

CARMIGNAC GESTION, 24, place Vendôme - F-75001 Paris - Tél : (+33) 01 42 86 53 35

Investment management company approved by the AMF

Public limited company with share capital of € 13,500,000 - RCS Paris B 349 501 676

CARMIGNAC GESTION Luxembourg, - City Link - 7, rue de la Chapelle - L-1325 Luxembourg - Tel : (+352) 46 70 60 61

Subsidiary of Carmignac Gestion - Investment fund management company approved by the CSSF

Public limited company with share capital of € 23,000,000 - RCS Luxembourg B 67 549

MARKETING COMMUNICATION

Please refer to the KID/prospectus of the fund before making any final investment decisions. For more information please visit www.carmignac.fr