

# CARMIGNAC ALTS ICAV CARMIGNAC CREDIT OPPORTUNITIES F CHF ACC HDG

Recommended  
minimum investment  
horizon: **3** YEARS

IRISH COLLECTIVE ASSET-MANAGEMENT VEHICLE (ICAV)

IE000B31BIM9

Monthly Factsheet - 29/05/2026

## INVESTMENT OBJECTIVE

Carmignac Credit Opportunities is an alternative (AIF) fund capturing opportunities on global credit markets. Its strategy combines a relative-value approach with fundamentally-driven discretionary selection of corporate debt and securitisation instruments, aiming to construct an attractive allocation across geographies, sectors and asset classes. The Fund seeks to achieve capital growth over a recommended investment horizon of three years.

Fund management analysis can be found on P.3

## PERFORMANCE

Past performance is not necessarily indicative of future performance. Performances are net of fees (excluding possible entrance fees charged by the distributor). The Fund presents a risk of loss of capital.

### FUND PERFORMANCE SINCE LAUNCH (Basis 100 - Net of fees)

*European regulation requires a minimum one-year share performance to be displayed.*

### CUMULATIVE AND ANNUALIZED PERFORMANCE (as of 29/05/2026 - Net of fees)

*European regulation requires a minimum one-year share performance to be displayed.*

### STATISTICS (%)

### PERFORMANCE CONTRIBUTION

*European regulation requires a minimum one-year share performance to be displayed.*



P. Verlé

A. Deneuve

F. Viros

## KEY FIGURES

<b>Modified Duration</b>	3.3
<b>Yield to Maturity <sup>(1)</sup></b>	7.1%
<b>Average Rating</b>	BB
<b>Number of Bond Issuers</b>	112
<b>Number of Bonds</b>	153

(1) Calculated at the fixed income bucket level.

### FUND

**SFDR Fund Classification:** Article 6  
**Domicile:** Ireland  
**Fund Type:** AIF  
**Legal Form:** ICAV  
**Subscription/Redemption:** Monthly\*  
**Order Placement Cut-Off Time:** Before 13:00 (CET/CEST)  
**Fund Inception Date:** 16/12/2022  
**Fund Currency:** EUR

### SHARE

**Dividend Policy:** Accumulation  
**Date of 1st NAV:** 29/05/2026  
**Base Currency:** CHF

### FUND MANAGER(S)

Pierre Verlé since 16/12/2022  
 Alexandre Deneuve since 16/12/2022  
 Florian Viros since 16/12/2022

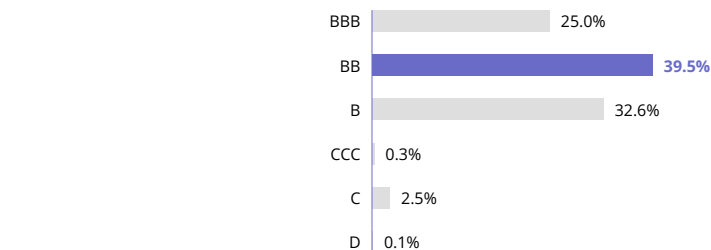
## ASSET ALLOCATION

<b>Bonds</b>	<b>97.4%</b>
<b>Developed Countries Corporate Bonds</b>	<b>72.0%</b>
Consumer Discretionary	1.6%
Consumer Staples	0.3%
Energy	11.4%
Financials	35.6%
Healthcare	6.0%
Industrials	1.4%
Information Technology	0.6%
Real Estate	14.2%
Communication Services	0.8%
Utilities	0.1%
<b>Emerging Markets Corporate Bonds</b>	<b>15.2%</b>
Consumer Discretionary	0.7%
Energy	3.8%
Financials	1.1%
Industrials	5.5%
Materials	1.6%
Real Estate	2.2%
Utilities	0.4%
<b>Collateralized Loan Obligation (CLO)</b>	<b>10.1%</b>
<b>Equities</b>	<b>1.2%</b>
<b>Cash, Cash Equivalents and Derivatives Operations</b>	<b>1.4%</b>

## TOP TEN - BONDS

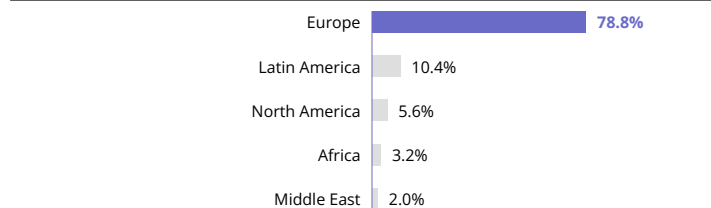
Name	Country	Rating	%
SAMHALLSBYGGNADSBOLAGET I NORDEN HOLDING 5.00% 20/07/2029	Sweden	High Yield	6.5%
EMEIS 6.91% 18/12/2027	France	High Yield	3.8%
BORR IHC LTD / BORR FINANCE 9.00% 15/07/2029	Mexico	High Yield	3.3%
BREAKWATER ENERGY HOLDINGS 9.25% 15/11/2027	Luxembourg	Investment Grade	2.3%
SAMHALLSBYGGNADSBOLAGET I NORDEN HOLDING 1.12% 26/07/2029	Sweden	High Yield	1.8%
RAIFFEISEN BANK INTERNATIONAL 7.38% 15/12/2029	Austria	High Yield	1.6%
INTESA SANPAOLO 5.5% 17/02/2032	Italy	High Yield	1.5%
UNICREDIT 5.63% 03/12/2032	Italy	High Yield	1.5%
ERSTE GROUP BANK 7% 15/04/2031	Austria	Investment Grade	1.4%
PARATUS ENERGY SERVICES 9.50% 27/12/2026	United Kingdom	High Yield	1.4%
<b>Total</b>			<b>25.1%</b>

## RATING BREAKDOWN



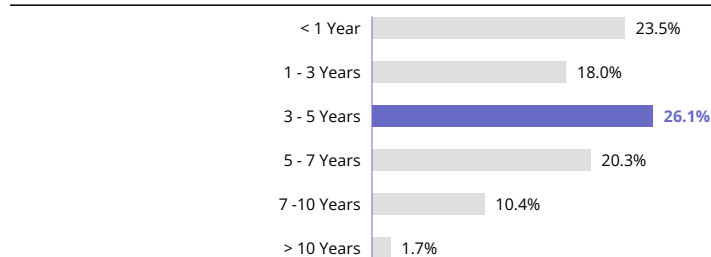
Rebased weights

## GEOGRAPHIC BREAKDOWN



Rebased weights

## MATURITY BREAKDOWN



Maturity dates are based on the next call date when available.

## MARKETING COMMUNICATION

Please refer to the prospectus of the fund before making any final investment decisions. For more information please visit [www.carmignac.co.uk](http://www.carmignac.co.uk)

## FUND MANAGEMENT ANALYSIS



### MARKET ENVIRONMENT

- Credit markets remained broadly constructive in May, with risk appetite remaining strong over the month.



### PERFORMANCE COMMENTARY

- The fund posted a positive performance over the period, mainly benefiting from our high yield idiosyncratic stories.
- We have benefited from our investments in the financial and energy sectors, in both developed and emerging countries.
- Note that, our structured credit (c.10% of our assets at the end of May) bucket performed positively over the period.



### OUTLOOK AND INVESTMENT STRATEGY

- The portfolio remains conservatively positioned and the fund runs with no leverage at the moment and retains the full flexibility to take advantage of potential future volatility.
- The current level of dispersion across credit markets continues to create attractive alpha-generation opportunities for active and selective investors.
- We expect the rising market stress will create attractive opportunities for disciplined credit investors.
- We also believe that the distressed and restructuring segment should offer an increasing number of opportunities over the medium term.
- Our historically low level of exposure in structured credit should enable us to seize attractive opportunities in the CLO segment, which we expect to materialize on the back of increasing dispersion and reassessment of credit margins.
- Other large allocations include financials, issuers in the natural resources space as well as the reorganized equity received in the context of a distressed debt investment.
- The bond portfolio yield is now close to 7%, with an average rating of BB.

## MARKETING COMMUNICATION

Please refer to the prospectus of the fund before making any final investment decisions. For more information please visit [www.carmignac.co.uk](http://www.carmignac.co.uk)

## GLOSSARY

**Active Management:** An investment management approach where a manager aims to beat the market through research, analysis and their own judgement.

**Bottom up investing:** Investment based on analysis of individual companies, whereby that company's history, management, and potential are considered more important than general market or sector trends (as opposed to top down investing).

**Credit cycle:** A credit cycle describes the different phases of access to credit by borrowers. It alternates between periods of easily accessible funds to borrow due to low interest rates and periods of contraction where lending rules are more restrictive and interest rates are higher.

**Forward financial instruments:** A forward contract is a customized contract between two parties to buy or sell an asset at a specified price on a future date. A forward contract can be used for hedging or speculation, although its non-standardized nature makes it particularly apt for hedging. Unlike standard futures contracts, a forward contract can be customized to any commodity, amount and delivery date. A forward contract settlement can occur on a cash or delivery basis.

**High yield:** A loan or bond rated below investment grade because of its higher default risk. The return on these securities is generally higher.

**Investment grade:** A loan or bond that rating agencies have rated AAA to BBB-, generally indicating relatively low default risk.

**Net asset value:** Price of all units (in an FCP) or shares (in a SICAV).

**Non-benchmarked:** Portfolio construction is a result of Fund manager views and market analysis with no bias to any benchmark.

**Yield to Maturity:** Yield to Maturity (YTM) is the estimated annual rate of return expected on a bond if held until maturity and assuming all payments made as scheduled and reinvested at this rate. For perpetual bonds, the next call date is used for computation. Note that the yield shown does not take into account the FX carry and fees and expenses of the portfolio. The portfolio's YTM is the weighted average individual bonds holdings' YTM within the portfolio.

## CHARACTERISTICS

Share Class	Date of 1st NAV	SEDOL	ISIN	Dividend policy	Minimum Initial Subscription <sup>(1)</sup>
B USD Acc Hdg	16/12/2022	BVY46H3	IE00049IEN86	Accumulation	USD 100000
A USD Acc Hdg	16/12/2022	BVY46L7	IE00084T1EH2	Accumulation	USD 100000
A EUR Acc	16/12/2022	BVY46K6	IE000EFWQJR9	Accumulation	EUR 100000
B CHF Acc Hdg	16/12/2022	BVN1N85	IE000JQKKF49	Accumulation	CHF 100000
B EUR Acc	16/12/2022	BVY46G2	IE000L20NS05	Accumulation	EUR 100000
A CHF Acc Hdg	16/12/2022	BVY46J5	IE000NNU0CA7	Accumulation	CHF 100000
B USD Hdg	30/01/2026		IE00036VRBZ9	Distribution	USD 100000
B EUR Yinc	30/01/2026		IE000DNHQBN7	Distribution	EUR 100000
A EUR Yinc	30/04/2026		IE000T2Y8SE6	Distribution	EUR 100000
A USD Yinc Hdg	30/04/2026		IE000UUBI0T7	Distribution	USD 100000
F USD Yinc Hdg	29/05/2026		IE0000KQKWQ2	Distribution	USD 100000
F CHF Acc Hdg	29/05/2026		IE000B31BIM9	Accumulation	CHF 100000
F EUR Yinc	29/05/2026		IE000D6ZGMT0	Distribution	EUR 100000
F EUR Acc	29/05/2026		IE000F7KKVQ7	Accumulation	EUR 100000
F USD Acc Hdg	29/05/2026		IE000I044MF3	Accumulation	USD 100000

(1) Please refer to the prospectus for the minimum subsequent subscription amounts. The prospectus is available on the website: [www.carmignac.com](http://www.carmignac.com)

## CHARGES

Share Class	One-time costs		Annual charges		Incidental costs <sup>(2)</sup>
	Entry costs	Exit costs	Management fees and other administrative or operating costs	Transaction costs	Performance fees
B USD Acc Hdg	—	—	1.11%	0.74%	20%
A USD Acc Hdg	—	—	1.82%	0.74%	20%
A EUR Acc	—	—	1.82%	0.74%	20%
B CHF Acc Hdg	—	—	1.11%	0.74%	20%
B EUR Acc	—	—	1.12%	0.74%	20%
A CHF Acc Hdg	—	—	1.83%	0.74%	20%
B USD Hdg	—	—	1.13%	0.74%	20%
B EUR Yinc	—	—	1.13%	0.74%	20%
A EUR Yinc	—	—	1.83%	0.74%	20%
A USD Yinc Hdg	—	—	1.83%	0.74%	20%
F USD Yinc Hdg	—	—	1.33%	0.74%	20%
F CHF Acc Hdg	—	—	1.33%	0.74%	20%
F EUR Yinc	—	—	1.33%	0.74%	20%
F EUR Acc	—	—	1.33%	0.74%	20%
F USD Acc Hdg	—	—	1.33%	0.74%	20%

(2) Taken under specific conditions.

**Entry costs:** We do not charge an entry fee. **Exit costs:** We do not charge an exit fee for this product. **Management fees and other administrative or operating costs:** This estimate is based on actual costs over the past year. **Transaction costs:** This is an estimate of the costs incurred when we buy and sell the investments underlying the product. The actual amount varies depending on the quantity we buy and sell.

## MAIN RISKS OF THE FUND

**CREDIT:** Credit risk is the risk that the issuer may default. **INTEREST RATE:** Interest rate risk results in a decline in the net asset value in the event of changes in interest rates. **LIQUIDITY:** Temporary market distortions may have an impact on the pricing conditions under which the Fund might be caused to liquidate, initiate or modify its positions. **DISCRETIONARY MANAGEMENT:** Anticipations of financial market changes made by the Management Company have a direct effect on the Fund's performance, which depends on the stocks selected.

**The Fund presents a risk of loss of capital.**

## MARKETING COMMUNICATION

Please refer to the prospectus of the fund before making any final investment decisions. For more information please visit [www.carmignac.co.uk](http://www.carmignac.co.uk)

## IMPORTANT LEGAL INFORMATION

Source: Carmignac at 29/05/2026. **This document is intended for professional clients.** IMPORTANT LEGAL INFORMATION: This document may not be reproduced, in whole or in part, without prior authorisation from the Investment Manager. This document does not constitute a subscription offer, nor does it constitute investment advice. CARMIGNAC ALTS ICAV (the "Fund") is an Irish Collective Asset-management Vehicle with segregated liability between Sub-Funds and limited liability incorporated under the laws of Ireland with registration number C475684 effective 11 April 2022. Carmignac Gestion S.A. has been appointed as the Investment Manager and Carmignac Gestion Luxembourg SA as the distributor of the Fund and Sub-Funds. Access to the Fund may be subject to restrictions with regard to certain persons or countries. The Fund is not registered in North America, in South America, in Asia nor is it registered in Japan. The Fund has not been registered under the US Securities Act of 1933. The Fund may not be offered or sold, directly or indirectly, for the benefit or on behalf of a U.S. person, according to the definition of the US Regulation S and/or FATCA. The Fund presents a risk of loss of capital. The risks and fees are described in the prospectus and the supplement of the Sub-fund. The Fund's prospectus and annual reports are available at [www.carmignac.com](http://www.carmignac.com) or upon request to the Investment Manager. This material was prepared by Carmignac Gestion Luxembourg SA and is being distributed in the UK by Carmignac Gestion Luxembourg SA, UK Branch (Registered in England and Wales with number FC031103, CSSF agreement of 10/06/2013). • Carmignac Gestion - 24 place Vendôme - F-75001 Paris. Tel: (+33) 01 42 86 53 35 - Investment management company approved by the AMF - Public limited company with share capital of € 15,000,000 - RCS Paris B 349 501 676. • Carmignac Gestion Luxembourg - City Link - 7 rue de la Chapelle - L-1325 Luxembourg - Tel: (+352) 46 70 601. Subsidiary of Carmignac Gestion - Investment fund management company approved by the CSSF - Public limited company with share capital of € 23,000,000 - RC Luxembourg B 67 549. The decision to invest in the promoted fund should take into account all its characteristics or objectives as described in its prospectus.

**CARMIGNAC GESTION**, 24, place Vendôme - F-75001 Paris - Tél : (+33) 01 42 86 53 35  
Investment management company approved by the AMF

Public limited company with share capital of € 13,500,000 - RCS Paris B 349 501 676

**CARMIGNAC GESTION Luxembourg** - City Link - 7, rue de la Chapelle - L-1325 Luxembourg - Tel : (+352) 46 70 60 1

Subsidiary of Carmignac Gestion - Investment fund management company approved by the CSSF

Public limited company with share capital of € 23,000,000 - RCS Luxembourg B 67 549

### MARKETING COMMUNICATION

Please refer to the prospectus of the fund before making any final investment decisions. For more information please visit [www.carmignac.co.uk](http://www.carmignac.co.uk)