

CARMIGNAC PORTFOLIO MERGER ARBITRAGE F EUR ACC

LUXEMBOURG SICAV SUB-FUND



Recommended
minimum investment
horizon:

3 YEARS



LU2585800878

Monthly Factsheet - 31/03/2025

INVESTMENT OBJECTIVE

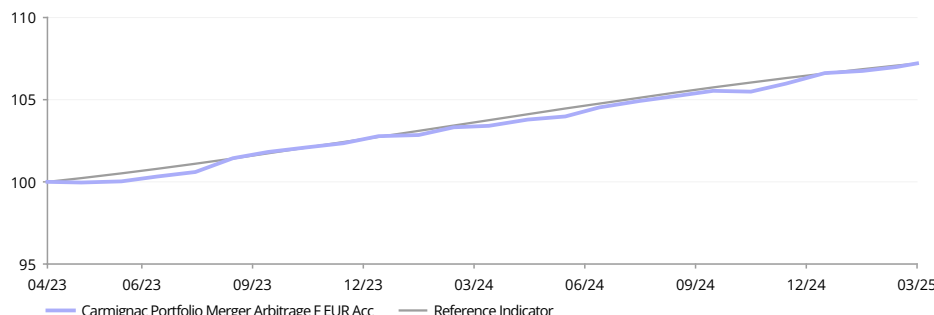
Carmignac Portfolio Merger Arbitrage is a UCITS fund, following an alternative investment strategy that seeks to benefit from the price discontinuities ("arbitrage") of the shares related to merger and acquisition transactions. The Fund invests in officially announced M&A deals in the developed markets. The Fund seeks to outperform its reference indicator over a 3-year investment horizon through capital growth.

Fund management analysis can be found on P.3

PERFORMANCE

Past performance is not necessarily indicative of future performance. Performances are net of fees (excluding possible entrance fees charged by the distributor).

FUND PERFORMANCE VS. REFERENCE INDICATOR SINCE LAUNCH (Basis 100 - Net of fees)



CUMULATIVE AND ANNUALIZED PERFORMANCE (as of 31/03/2025 - Net of fees)

	Cumulative Performance (%)				Annualised Performance (%)
	Since 31/12/2024	1 Month	1 Year	Since 14/04/2023	Since 14/04/2023
F EUR Acc	0.78	0.11	3.54	7.21	3.61
Reference Indicator	0.68	0.22	3.49	7.20	3.60

MONTHLY PERFORMANCE (%) (Net of fees)

	Jan	Feb	Mar	Apr	May	Jun	Jul	Aug	Sep	Oct	Nov	Dec	Year
2025	0.29	0.37	0.11	—	—	—	—	—	—	—	—	—	0.78
2024	0.15	0.18	0.56	0.08	0.23	0.35	0.58	0.30	0.19	0.04	0.27	0.69	3.66
2023	—	—	—	0.05	-0.08	0.18	0.27	0.63	0.55	0.34	0.31	0.33	2.62

VAR

Fund VaR 2.5%

PERFORMANCE CONTRIBUTION

Bond Portfolio	0.1%
Equity Derivatives	-1.0%
Currency Derivatives	1.0%
Cash and Others	0.0%
Total	0.1%

Gross monthly performance



F. Cretin-Fumeron



S. Dieudonné

KEY FIGURES

Merger Arbitrage Exposure ⁽¹⁾	39.3%
Number of Strategies	51
Cash and Others	67.1%
Net Equity Exposure	28.1%

FUND

SFDR Fund Classification: Article 8

Domicile: Luxembourg

Fund Type: UCITS

Legal Form: SICAV

SICAV Name: Carmignac Portfolio

Fiscal Year End: 31/12

Subscription/Redemption: Daily

Order Placement Cut-Off Time: Before 13:30 (CET/CEST)

Fund Inception Date: 14/04/2023

Fund AUM: 36M€ / 39M\$ ⁽²⁾

Fund Currency: EUR

SHARE

Dividend Policy: Accumulation

Date of 1st NAV: 14/04/2023

Base Currency: EUR

Share class AUM: 53604€

NAV (share): 107.21€

Morningstar Category™: Alt - Event Driven

FUND MANAGER(S)

Fabienne Cretin-Fumeron since 14/04/2023

Stéphane Dieudonné since 14/04/2023

REFERENCE INDICATOR

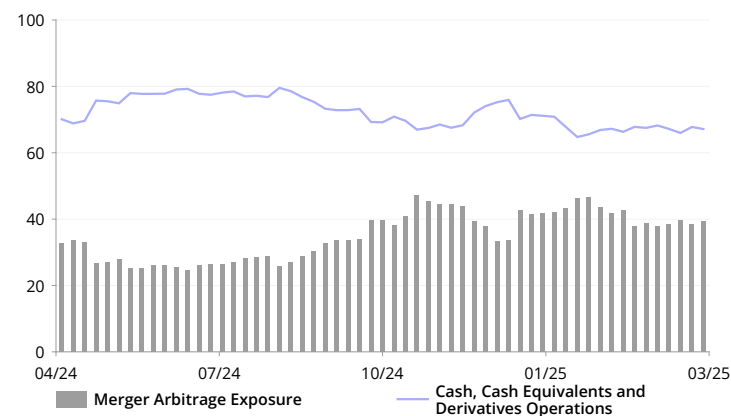
€STR capitalized index.

OTHER ESG CHARACTERISTICS

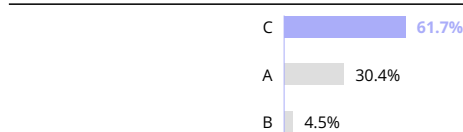


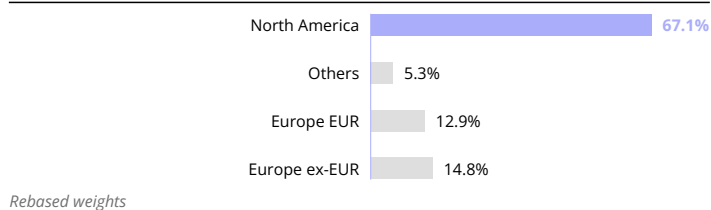
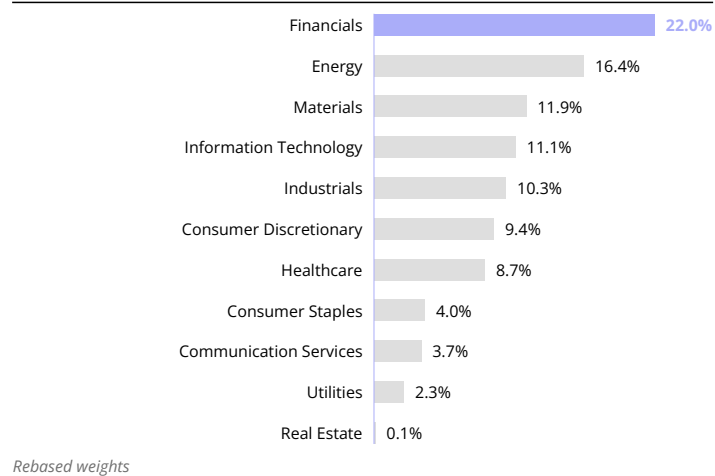
Minimum % Taxonomy Alignment 0%

Minimum % Sustainable Investments 0%

Principal Adverse Impact Indicators Yes

CARMIGNAC PORTFOLIO MERGER ARBITRAGE F EUR ACC**MERGER ARBITRAGE EXPOSURE (%) ⁽¹⁾****TOP TEN - MERGER ARBITRAGE**

Name	Country	Sector / Rating	%
HESS CORP	USA	Energy	3.5%
CHAMPIONX CORP	USA	Energy	3.0%
ENSTAR GROUP LTD	USA	Financials	2.4%
ANSYS INC	USA	Information Technology	1.6%
KELLANOVA	USA	Consumer Staples	1.6%
PACTIV EVERGREEN INC	USA	Materials	1.5%
FRONTIER COMMUNICATIONS PARENT INC	USA	Communication Services	1.5%
NEXUS AG	Germany	Healthcare	1.4%
COVESTRO AG	Germany	Materials	1.3%
INTERNATIONAL DISTRIBUTION SERVICES PLC	United Kingdom	Industrials	1.1%
Total			18.8%

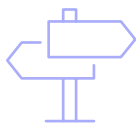
MERGER ARBITRAGE RISK LEVEL**MERGER ARBITRAGE TYPE****MERGER ARBITRAGE NATURE****LONG GEOGRAPHICAL EXPOSURE****LONG SECTORIAL EXPOSURE****MAIN MERGERS & ACQUISITIONS OVER THE MONTH**

Target	Buyer	Sector	Size (M€)	Country
WALGREENS BOOTS ALLIANCE INC	SYCAMORE PARTNERS LLC	Consumer Staples	36549	USA
MR COOPER GROUP INC	ROCKET COS INC	Financials	19141	USA
AZEK CO INC/THE	JAMES HARDIE INDUSTRIES PLC	Industrials	8133	USA
VEREN INC	WHITECAP RESOURCES INC	Energy	6013	Canada
ALLEGRO MICROSYSTEMS INC	ON SEMICONDUCTOR CORP	Information Technology	5993	USA

(1) Sum of all the long equity exposures from the portfolio, the short book is excluded.

MARKETING COMMUNICATIONPlease refer to the KID/prospectus of the fund before making any final investment decisions. For more information please visit www.carmignac.ch

FUND MANAGEMENT ANALYSIS



MARKET ENVIRONMENT

- In a complex market environment for most asset classes, the Merger Arb strategy demonstrated its resilience in March. Indeed, US stock indices recorded a decline of 5 to 10% at their lowest point, while the HFRX Merger Arbitrage index posted a slightly negative monthly performance of -0.17%.
- Some spreads were more volatile than average: Discover Financial Services, still awaiting approval from the Fed and DOJ; Ansys, where geopolitical tensions between China and the US are complicating the approval process by Chinese competition authorities; and Despegar, under pressure following press articles reporting malpractices revealed by a former employee.
- A dozen transactions were completed, contributing to the tightening of other spreads. Among them: Altair Engineering, Arcadium Lithium, Hargreaves Lansdown, and Pactiv Evergreen.
- Despite uncertainties related to the tariff war launched by the Trump administration, M&A activity was relatively strong in March, with around twenty transactions announced for a total amount of nearly 100 billion euros.
- Taking advantage of lower interest rates to deploy their capital more aggressively, Private Equity groups confirmed their return. They represented 30% of buyers in March. Notable transactions include two significant deals: one in the US with the acquisition of Walgreens Boots Alliance by Sycamore for 36 billion euros, and the other in Europe with the acquisition of Fortnox by EQT and First Kraft for nearly 4 billion euros.



PERFORMANCE COMMENTARY

- The fund recorded a positive performance over the month.
- The main contributors to performance were: Calibre Mining, Hess, and Intra-Cellular Therapies.
- The main detractors from performance were: Discover Financial Services, Ansys, and Surmodics.



OUTLOOK AND INVESTMENT STRATEGY

- The fund's investment rate is 39%, up from the previous month.
- With 51 positions in the portfolio, diversification remains satisfactory.
- The year 2024 was particularly challenging for Merger Arbitrage: significant antitrust pressure, especially in the US, with blocked deals (Capri, Albertsons) and others under increased scrutiny (Hess, Pioneer Natural Resources, Catalent, Juniper). The expected rebound in M&A activity was not as strong due to this heightened regulatory oversight.
- Additionally, highly volatile deals (DS Smith, United States Steel, China Traditional Chinese Medicine) led to the unwinding and closure of several Merger Arbitrage portfolios within major investment platforms.
- The outlook for 2025 is much more promising, thanks to a more favourable antitrust environment for M&A activity globally: a change in administration in the US following Trump's election, the publication of the Draghi report in Europe recommending the emergence of national champions to face global competition, UK regulators being pushed by the political class to prioritize economic activity, and the Japanese market continuing to open up to foreign capital.
- The decrease in interest rates is also expected to drive M&A activity in the coming quarters.

MARKETING COMMUNICATION

Please refer to the KID/prospectus of the fund before making any final investment decisions. For more information please visit www.carmignac.ch

PORTFOLIO ESG SUMMARY

This financial product is classified Article 8 of the Sustainable Finance Disclosure Regulation ("SFDR"). The binding elements of the investment strategy used to select the investments to attain each of the environmental or social characteristics promoted by this financial product are :

- ESG analysis applied to at least 90% of the equity holding in the Long portfolio;
- The Sub-Fund's equity portfolio universe is actively reduced.

PORTFOLIO ESG COVERAGE

Number of issuers in the portfolio	54
Number of issuers rated	54
Coverage Rate	100.0%

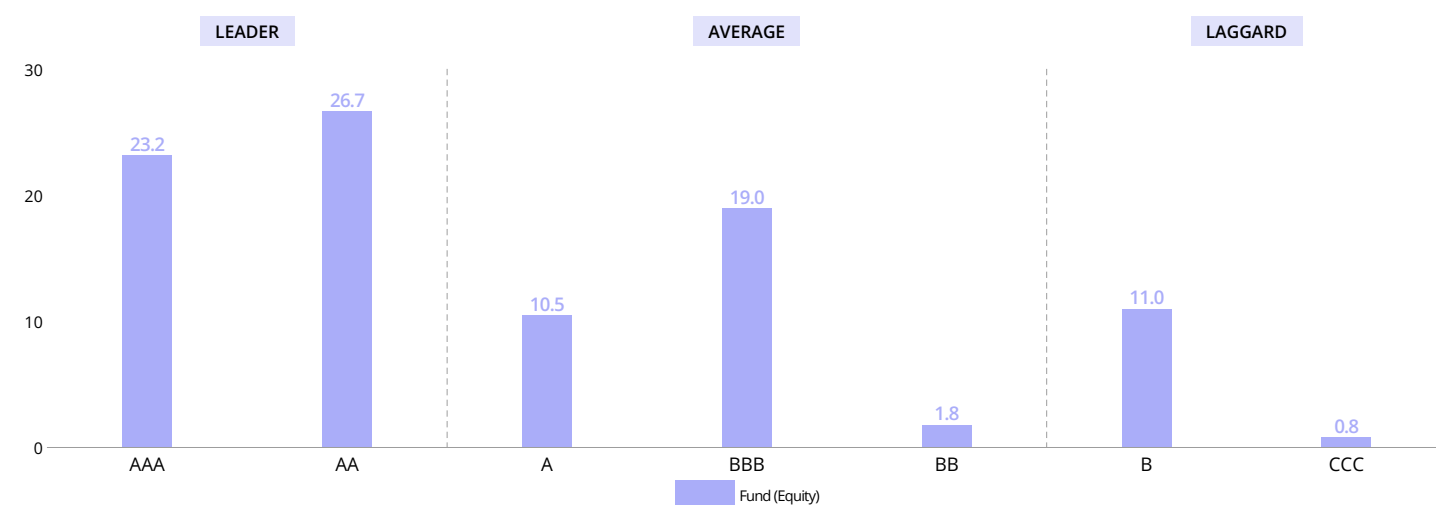
Source: Carmignac

ESG SCORE

Carmignac Portfolio Merger Arbitrage F EUR Acc A

Source: MSCI ESG

MSCI ESG SCORE PORTFOLIO



Source: MSCI ESG Score. ESG Leaders represent companies rated AAA and AA by MSCI. ESG Average represent companies rated A, BBB, and BB by MSCI. ESG Laggards represent companies rated B and CCC by MSCI. Portfolio ESG Coverage: 57.9%

TOP 5 ESG RATED PORTFOLIO HOLDINGS

Company	Weight	ESG Rating
HESS CORP	3.5%	AAA
IBERDROLA INTERNATIONAL BV	2.8%	AAA
INNERGEX RENEWABLE ENERGY INC	0.5%	AAA
SOCIT GNRAL SA	2.8%	AA
NORDSTROM INC	0.2%	AA

Source: MSCI ESG

GLOSSARY

Active Management: An investment management approach where a manager aims to beat the market through research, analysis and their own judgement.

ESG score Calculation: Only the Equity and Corporate Bond holdings of the fund considered. Overall Fund Rating calculated using MSCI Fund ESG Quality Score methodology: excluding cash and non ESG-rated holdings, performing a weighted average of the normalized weights of the holdings and the Industry-Adjusted Score of the holdings, multiplied by (1+Adjustment%) which consists of the weight of positively trending ESG ratings minus the weight of ESG Laggards minus the weight of negatively trending ESG ratings. For a detailed explanation see "MSCI ESG Fund Ratings Methodology", Section 2.3. Updated June 2023.
<https://www.msci.com/documents/1296102/34424357/MSCI+ESG+Fund+Ratings+Methodology.pdf>

Investment/net exposure rate: The investment rate constitutes the volume of assets invested expressed as a percentage of the portfolio. Adding the impact of the derivatives to this investment rate results in the net exposure rate, which corresponds to the real percentage of asset exposure to a certain risk. Derivatives can be used to increase the underlying asset's exposure (stimulation) or reduce it (hedging).

Merger Arbitrage Risk: The risk level of each deal from the equity long book of the portfolio is assessed to determine the risk of deal failure. Ratings are based on our in-house methodology and rated between A and C, where A is the least risky and C is the highest risk.

Merger Arbitrage Type/Nature: Each invested security is analysed to determine whether the deal from the buyer is strategic or financial and if the deal is hostile or friendly.

Net asset value: Price of all units (in an FCP) or shares (in a SICAV).

SICAV: Société d'Investissement à Capital Variable (Open-ended investment company with variable capital)

ESG DEFINITIONS & METHODOLOGY

ESG: E for Environment, S for Social, G for Governance

Principal Adverse Impacts (PAI): Negative, material, or potentially material effects on sustainability factors that result from, worsen, or are directly related to investment choices or advice performed by a legal entity. Examples include GHG emissions and carbon footprint.

Sustainable Investments: The SFDR defines sustainable investment as an investment in an economic activity that contributes to an environmental or social objective, provided that the investment does not significantly harm any environmental or social objective and that the investee companies follow good governance practices.

Taxonomy Alignment: In the context of an individual company, taxonomy alignment is defined as the proportion of a company's revenue that comes from activities that meet certain environmental criteria. In the context of an individual fund or portfolio, alignment is defined as the portfolio-weight weighted average taxonomy alignment of included companies. For more information, please follow this link:
https://ec.europa.eu/info/sites/default/files/business_economy_euro/banking_and_finance/documents/sustainable-finance-taxonomy-faq_en.pdf

CHARACTERISTICS

Share Class	Date of 1st NAV	Bloomberg	ISIN	Management Fee	Entry costs ⁽¹⁾	Exit costs ⁽²⁾	Management fees and other administrative or operating costs ⁽³⁾	Transaction costs ⁽⁴⁾	Performance fees ⁽⁵⁾	Minimum Initial Subscription ⁽⁶⁾
A EUR Acc	14/04/2023	CARMAEA LX	LU2585800795	Max. 1%	Max. 1%	—	0.92%	0.19%	20%	—
F EUR Acc	14/04/2023	CARMRFE LX	LU2585800878	Max. 0.8%	—	—	0.75%	0.19%	20%	—
I EUR Acc	14/04/2023	CARARIE LX	LU2585801090	Max. 0.8%	—	—	0.61%	0.19%	20%	EUR 10000000

(1) of the amount you pay in when entering this investment. This is the most you will be charged. Carmignac Gestion doesn't charge any entry fee. The person selling you the product will inform you of the actual charge.

(2) We do not charge an exit fee for this product.

(3) of the value of your investment per year. This estimate is based on actual costs over the past year.

(4) of the value of your investment per year. This is an estimate of the costs incurred when we buy and sell the investments underlying the product. The actual amount varies depending on the quantity we buy and sell.

(5) when the share class overperforms the Reference indicator during the performance period. It will be payable also in case the share class has overperformed the reference indicator but had a negative performance. Underperformance is clawed back for 5 years. The actual amount will vary depending on how well your investment performs. The aggregated cost estimation above includes the average over the last 5 years, or since the product creation if it is less than 5 years.

(6) Please refer to the prospectus for the minimum subsequent subscription amounts. The prospectus is available on the website: www.carmignac.com.

MAIN RISKS OF THE FUND

EQUITY: The Fund may be affected by stock price variations, the scale of which is dependent on external factors, stock trading volumes or market capitalization.

ARBITRAGE RISK: Arbitrage seeks to benefit from such price differences (e.g. in markets, sectors, securities, currencies). If arbitrage performs unfavorably, an investment may lose its value and generate a loss for the Sub-Fund. **RISK ASSOCIATED WITH THE LONG/SHORT STRATEGY:** This risk is linked to long and/or short positions designed to adjust net market exposure. The fund may suffer high losses if its long and short positions undergo simultaneous unfavourable development in opposite directions. **LIQUIDITY:** Temporary market distortions may have an impact on the pricing conditions under which the Fund might be caused to liquidate, initiate or modify its positions.

The Fund presents a risk of loss of capital.

IMPORTANT LEGAL INFORMATION

Source: Carmignac at 31/03/2025. **This document is intended for professional clients.** Copyright: The data published in this presentation are the exclusive property of their owners, as mentioned on each page. From 01/01/2013 the equity index reference indicators are calculated net dividends reinvested. This document may not be reproduced, in whole or in part, without prior authorisation from the management company. This document does not constitute a subscription offer, nor does it constitute investment advice. Access to the Fund may be subject to restrictions with regard to certain persons or countries. The Fund is not registered in North America, in South America, in Asia nor is it registered in Japan. The Funds are registered in Singapore as restricted foreign scheme (for professional clients only). The Fund has not been registered under the US Securities Act of 1933. The Fund may not be offered or sold, directly or indirectly, for the benefit or on behalf of a U.S. person, according to the definition of the US Regulation S and/or FATCA. The Fund presents a risk of loss of capital. The risks and fees are described in the KID (Key Information Document). The Fund's prospectus, KIDs and annual reports are available at www.carmignac.com, or upon request to the Management Company, or for the French Funds, at the offices of the Facilities Agent at BNP PARIBAS SECURITIES SERVICES, operating through its branch in London: 55 Moorgate, London EC2R. This material was prepared by Carmignac Gestion, Carmignac Gestion Luxembourg or Carmignac UK Ltd and is being distributed in the UK by Carmignac Gestion Luxembourg. Reference to certain securities and financial instruments is for illustrative purposes to highlight stocks that are or have been included in the portfolios of funds in the Carmignac range. This is not intended to promote direct investment in those instruments, nor does it constitute investment advice. The Management Company is not subject to prohibition on trading in these instruments prior to issuing any communication. The portfolios of Carmignac funds may change without previous notice. The decision to invest in the promoted fund should take into account all its characteristics or objectives as described in its prospectus.

CARMIGNAC GESTION, 24, place Vendôme - F-75001 Paris - Tel : (+33) 01 42 86 53 35

Investment management company approved by the AMF

Public limited company with share capital of € 13,500,000 - RCS Paris B 349 501 676

CARMIGNAC GESTION Luxembourg, - City Link - 7, rue de la Chapelle - L-1325 Luxembourg - Tel : (+352) 46 70 60 61

Subsidiary of Carmignac Gestion - Investment fund management company approved by the CSSF

Public limited company with share capital of € 23,000,000 - RCS Luxembourg B 67 549

MARKETING COMMUNICATION

Please refer to the KID/prospectus of the fund before making any final investment decisions. For more information please visit www.carmignac.ch