

CARMIGNAC MULTI EXPERTISE A EUR ACC

FRENCH MUTUAL FUND (FCP)



Recommended
minimum investment
horizon:

3 YEARS



FR0010149203

Monthly Factsheet - 31/03/2025

INVESTMENT OBJECTIVE

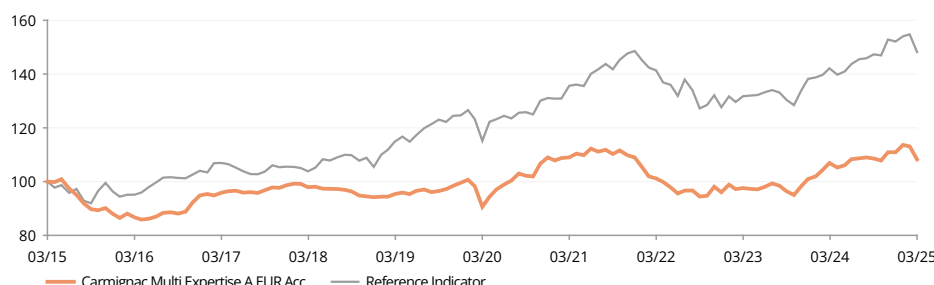
A balanced multi-asset strategy investing in equity, bond and alternative Carmignac Funds, while considering a responsible investment approach. The Fund's objective is to outperform its reference indicator over a recommended investment period of at least three years.

Fund management analysis can be found on P.3

PERFORMANCE

Past performance is not necessarily indicative of future performance. Performances are net of fees (excluding possible entrance fees charged by the distributor).

FUND PERFORMANCE VS. REFERENCE INDICATOR OVER 10 YEARS (Basis 100 - Net of fees)



CUMULATIVE AND ANNUALIZED PERFORMANCE (as of 31/03/2025 - Net of fees)

	Cumulative Performance (%)						Annualised Performance (%)		
	Since 31/12/2024	1 Month	1 Year	3 Years	5 Years	10 Years	3 Years	5 Years	10 Years
A EUR Acc	-2.39	-4.29	1.25	7.01	19.46	8.27	2.28	3.62	0.80
Reference Indicator	-2.56	-4.23	4.28	4.86	28.70	48.22	1.59	5.17	4.01
Category Average	-1.42	-3.37	2.61	5.17	27.77	20.14	1.69	5.02	1.85
Ranking (Quartile)	3	4	4	2	4	4	2	4	4

Source: Morningstar for the category average and quartiles.

ANNUAL PERFORMANCE (%) (Net of fees)

	2024	2023	2022	2021	2020	2019	2018	2017	2016	2015
A EUR Acc	9.88	5.11	-11.89	0.01	9.48	5.70	-4.52	4.02	7.80	-4.41
Reference Indicator	10.07	8.24	-14.08	13.34	5.18	18.18	-0.07	1.47	8.05	8.35

STATISTICS (%)

	3 Years	5 Years	10 Years
Fund Volatility	6.0	6.5	6.5
Indicator Volatility	6.8	6.9	7.9
Sharpe Ratio	-0.1	0.4	0.0
Beta	0.8	0.7	0.6
Alpha	-0.0	-0.0	-0.0

Calculation : Weekly basis

VAR

Fund VaR	3.7%
Indicator VaR	3.7%

PERFORMANCE CONTRIBUTION

Cash and Others	-4.2%
Total	-4.2%

Gross monthly performance



P.-E. Bonenfant

KEY FIGURES

Equity Investment Rate	51.2%
Net Equity Exposure	42.7%
Modified Duration	1.8
Yield to Maturity ⁽¹⁾	5.6%
Average Rating	BBB

(1) Calculated at the fixed income bucket level.

FUND

SFDR Fund Classification: Article 8
Domicile: France
Fund Type: UCITS
Legal Form: FCP
Fiscal Year End: 31/12
Subscription/Redemption: Daily
Order Placement Cut-Off Time: Before 16:30 (CET/CEST)
Fund Inception Date: 02/01/2002
Fund AUM: 223M€ / 241M\$⁽²⁾
Fund Currency: EUR

SHARE

Dividend Policy: Accumulation
Date of 1st NAV: 02/01/2002
Base Currency: EUR
Share class AUM: 223M€
NAV (share): 205.25€
Morningstar Category™: EUR Moderate Allocation - Global

FUND MANAGER(S)

Pierre-Edouard Bonenfant since 01/03/2017

REFERENCE INDICATOR⁽³⁾

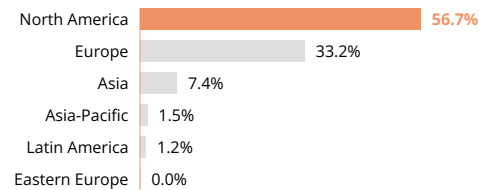
40% MSCI AC World NR index + 40% ICE BofA Global Government index + 20% €STR capitalized index. Quarterly Rebalanced.

ASSET ALLOCATION

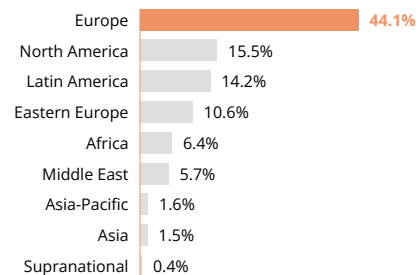
Equity Strategies	36.7%
CARMIGNAC INVESTISSEMENT	18.5%
CARMIGNAC PORTFOLIO GRANDCHILDREN	18.2%
Alternative strategies	20.2%
CARMIGNAC ABSOLUTE RETURN EUROPE	10.1%
CARMIGNAC PORTFOLIO MERGER ARBITRAGE PLUS	10.1%
Fixed Income Strategies	39.0%
CARMIGNAC PORTFOLIO CREDIT	19.5%
CARMIGNAC PORTFOLIO GLOBAL BOND	19.5%
Cash, Cash Equivalents and Derivatives Operations	4.0%

GEOGRAPHIC BREAKDOWN

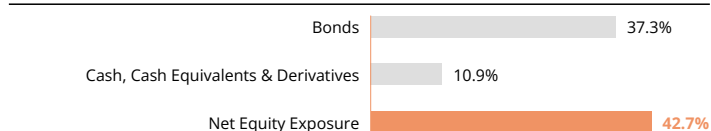
EQUITY COMPONENT



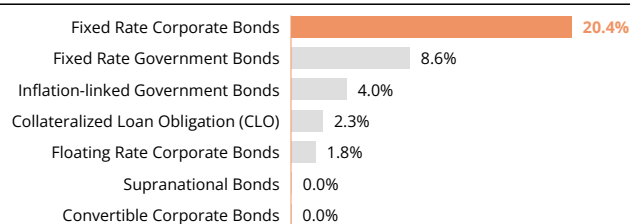
BOND COMPONENT



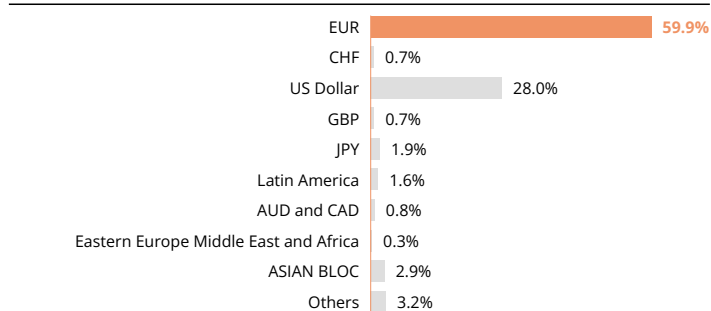
ASSET CLASS EXPOSURE



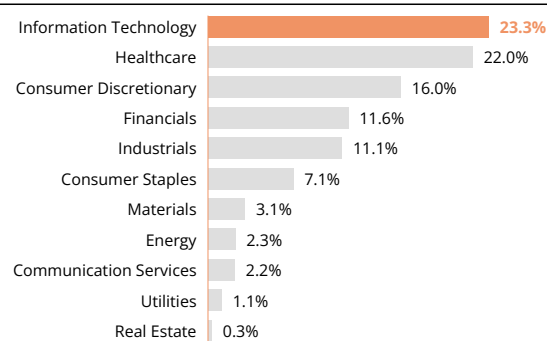
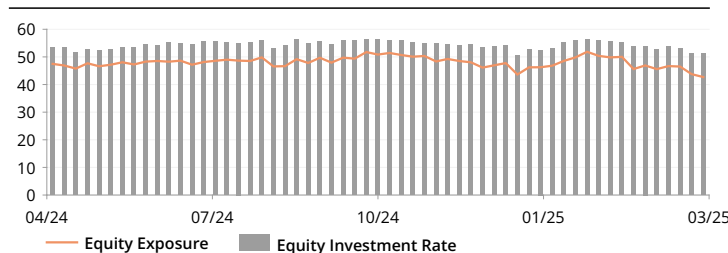
FIXED INCOME BREAKDOWN



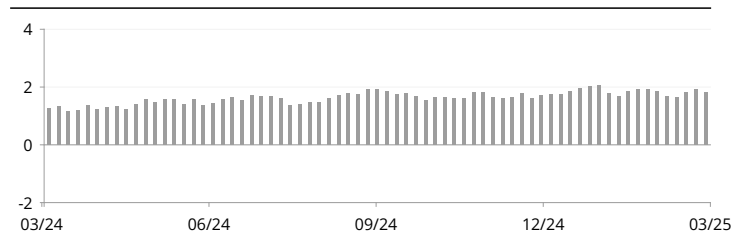
NET CURRENCY EXPOSURE OF THE FUND



SECTOR BREAKDOWN

NET EQUITY EXPOSURE - 1 YEAR HORIZON (% AUM) ⁽¹⁾

MODIFIED DURATION - 1 YEAR PERIOD



(1) Equity Exposure Rate = Equity Investment Rate + Equity Derivatives Exposure.

MARKETING COMMUNICATION

Please refer to the KID/prospectus of the fund before making any final investment decisions. For more information please visit www.carmignac.lu

FUND MANAGEMENT ANALYSIS



MARKET ENVIRONMENT

- March was marked by significant turbulence in global financial markets as investors grappled with macroeconomic uncertainties stemming from trade tensions and fiscal policy shifts in Europe.
- Germany pivoted away from its conservative fiscal policy, reforming the "debt brake" to allow for higher deficits and unveiling a historic fiscal stimulus plan, which includes €500 billion in infrastructure investment over the next decade and increased defense spending.
- Reciprocal tariffs and sector-specific trade measures continue to weigh on US and global growth prospects and related fears of rising inflation.
- In this context, policy uncertainty burdens US stocks while Europe's pivot to infrastructure and defense bolsters performance in related sectors.
- The S&P 500 enters correction territory, losing more than 10% from its February peak, dragged down by technology and growth stocks.
- The rest of the world outperformed the US but were down in Euro terms, as the Euro rebounded strongly.
- Growth concerns drive US yields lower, while European yields rise on the back of the fiscal shift in Germany.
- Gold rose again amid these uncertainties, while Latin American currencies benefitted from the weakness of the US dollar



PERFORMANCE COMMENTARY

- In this context, the fund delivered a negative performance in line with its reference indicator.
- We were penalised by our allocation to equities, fixed income and alternative funds over the period.



OUTLOOK AND INVESTMENT STRATEGY

- We maintain our view that deficit reduction and tariffs are key contributors to stagflation in the U.S. economy.
- In Europe, the scale of defense and infrastructure spending programs suggests higher growth, elevated inflation, and wider budget deficits. Nonetheless, retaliation measures and an escalation of the trade war could temporarily weigh on European growth.
- As a result, we continue to believe that risk assets may face increased volatility.
- We are maintaining our fund portfolio unchanged.
- In equities, we are invested in the Carmignac Portfolio Investissement and Carmignac Portfolio Grandchildren funds.
- In fixed income, we are invested in the Carmignac Portfolio Credit and Carmignac Portfolio Global Bond strategies.
- Finally, in our alternative pocket, we hold stakes in the Carmignac Absolute Return Europe and Carmignac Portfolio Merger Arbitrage Plus funds.

MARKETING COMMUNICATION

Please refer to the KID/prospectus of the fund before making any final investment decisions. For more information please visit www.carmignac.lu

GLOSSARY

Alpha: Alpha measures the performance of a portfolio compared to its reference indicator. Negative alpha means the fund performed less well than its reference indicator (e.g. if the indicator increased by 10% in one year and the fund increased by only 6%, its alpha is -4). Positive alpha means the fund performed better than its reference indicator (e.g. if the indicator increased by 6% in one year and the fund increased by 10%, its alpha is 4).

Beta: Beta measures the relationship between the fluctuations of the net asset values of the fund and the fluctuations of the levels of its reference indicator. Beta of less than 1 indicates that the fund “cushions” the fluctuations of its index (beta = 0.6 means that the fund increases by 6% if the index increases by 10% and decreases by 6% if the index falls by 10%). Beta higher than 1 indicates that the fund “magnifies” the fluctuations of its reference indicator (beta = 1.4 means that the fund increases by 14% when the index increases by 10% but also decreases by 14% when the index decreases by 10%). Beta of less than 0 indicates that the fund reacts inversely to the fluctuations of its reference indicator (beta = -0.6 means that the fund falls by 6% when the index increases by 10% and vice versa).

Capitalisation: A company's stock market value at any given moment. It is obtained by multiplying the number of shares of a company by its stock exchange price.

Duration: A bond's duration is the period beyond which interest rate variations will no longer affect its return. The duration is like a discounted average lifetime of all flows (interest and capital).

FCP: Fonds commun de placement (French common fund).

High yield: A loan or bond rated below investment grade because of its higher default risk. The return on these securities is generally higher.

Investment grade: A loan or bond that rating agencies have rated AAA to BBB-, generally indicating relatively low default risk.

Investment/net exposure rate: The investment rate constitutes the volume of assets invested expressed as a percentage of the portfolio. Adding the impact of the derivatives to this investment rate results in the net exposure rate, which corresponds to the real percentage of asset exposure to a certain risk. Derivatives can be used to increase the underlying asset's exposure (stimulation) or reduce it (hedging).

Modified duration: A bond's modified duration measures the risk attached to a given change in the interest rate. Modified duration of +2 means that for an instantaneous 1% rate increase, the portfolio's value would drop by 2%.

Net asset value: Price of all units (in an FCP) or shares (in a SICAV).

Rating: The rating measures the creditworthiness of a borrower (bond issuer).

SFDR Fund Classification: Sustainable Finance Disclosure Regulation (SFDR) 2019/2088. EU Act that requires asset managers to classify funds into categories, “Article 8” funds promote environmental and social characteristics, “Article 9” funds have sustainable investments as a measurable objective. In addition to not promoting environmental or social characteristics, “Article 6” funds have no sustainable objectives. For more information, please refer to <https://eur-lex.europa.eu/eli/reg/2019/2088/oj>

Sharpe ratio: The Sharpe ratio measures the excess return over the risk-free rate divided by the standard deviation of this return. It thus shows the marginal return per unit of risk. When it is positive, the higher the Sharpe ratio, the more risk-taking is rewarded. A negative Sharpe ratio does not necessarily mean that the portfolio posted a negative performance, but rather that it performed worse than a risk-free investment.

SICAV: Société d'Investissement à Capital Variable (Open-ended investment company with variable capital)

VaR: Value at Risk (VaR) represents an investor's maximum potential loss on the value of a financial asset portfolio, based on a holding period (20 days) and confidence interval (99%). This potential loss is expressed as a percentage of the portfolio's total assets. It is calculated on the basis of a sample of historical data (over a two-year period).

Volatility: Range of price variation of a security, fund, market or index, which enables the measurement of risk over a given period. It is determined using the standard deviation obtained by calculating the square root of the variance. The variance is obtained by calculating the average deviation from the mean, which is then squared. The greater the volatility, the greater the risk.

Yield to Maturity: Yield to Maturity (YTM) is the estimated annual rate of return expected on a bond if held until maturity and assuming all payments made as scheduled and reinvested at this rate. For perpetual bonds, the next call date is used for computation. Note that the yield shown does not take into account the FX carry and fees and expenses of the portfolio. The portfolio's YTM is the weighted average individual bonds holdings' YTM within the portfolio.

CHARACTERISTICS

Share Class	Date of 1st NAV	Bloomberg	ISIN	Management Fee	Entry costs ⁽¹⁾	Exit costs ⁽²⁾	Management fees and other administrative or operating costs ⁽³⁾	Transaction costs ⁽⁴⁾	Performance fees ⁽⁵⁾	Minimum Initial Subscription ⁽⁶⁾
A EUR Acc	02/01/2002	CARREAC FP	FR0010149203	Max. 1.5%	Max. 4%	—	1.57%	0.64%	20%	—

(1) of the amount you pay in when entering this investment. This is the most you will be charged. Carmignac Gestion doesn't charge any entry fee. The person selling you the product will inform you of the actual charge.

(2) We do not charge an exit fee for this product.

(3) of the value of your investment per year. This estimate is based on actual costs over the past year.

(4) of the value of your investment per year. This is an estimate of the costs incurred when we buy and sell the investments underlying the product. The actual amount varies depending on the quantity we buy and sell.

(5) max. of the outperformance once performance since the start of the year exceeds that of the reference indicator and if no past underperformance still needs to be offset. The actual amount will vary depending on how well your investment performs. The aggregated cost estimation above includes the average over the last 5 years, or since the product creation if it is less than 5 years.

(6) Please refer to the prospectus for the minimum subsequent subscription amounts. The prospectus is available on the website: www.carmignac.com.

MAIN RISKS OF THE FUND

INTEREST RATE: Interest rate risk results in a decline in the net asset value in the event of changes in interest rates. **CREDIT:** Credit risk is the risk that the issuer may default. **EQUITY:** The Fund may be affected by stock price variations, the scale of which is dependent on external factors, stock trading volumes or market capitalization. **CURRENCY:** Currency risk is linked to exposure to a currency other than the Fund's valuation currency, either through direct investment or the use of forward financial instruments.

The Fund presents a risk of loss of capital.

MARKETING COMMUNICATION

Please refer to the KID/prospectus of the fund before making any final investment decisions. For more information please visit www.carmignac.lu

IMPORTANT LEGAL INFORMATION

Source: Carmignac at 31/03/2025. **This document is intended for professional clients.** Copyright: The data published in this presentation are the exclusive property of their owners, as mentioned on each page. From 01/01/2013 the equity index reference indicators are calculated net dividends reinvested. This document may not be reproduced, in whole or in part, without prior authorisation from the management company. This document does not constitute a subscription offer, nor does it constitute investment advice. Access to the Fund may be subject to restrictions with regard to certain persons or countries. The Fund is not registered in North America, in South America, in Asia nor is it registered in Japan. The Funds are registered in Singapore as restricted foreign scheme (for professional clients only). The Fund has not been registered under the US Securities Act of 1933. The Fund may not be offered or sold, directly or indirectly, for the benefit or on behalf of a U.S. person, according to the definition of the US Regulation S and/or FATCA. The Fund presents a risk of loss of capital. The risks and fees are described in the KID (Key Information Document). The Fund's prospectus, KIDs and annual reports are available at www.carmignac.com, or upon request to the Management Company. The KID must be made available to the subscriber prior to subscription. The Management Company can cease promotion in your country anytime. Investors have access to a summary of their rights in English on the following link at section 5: https://www.carmignac.com/en_US/regulatory-information. - In Switzerland, the Fund's respective prospectuses, KIDs and annual reports are available at www.carmignac.ch, or through our representative in Switzerland, CACEIS (Switzerland) S.A., Route de Signy 35, CH-1260 Nyon. The paying agent is CACEIS Bank, Montrouge, Nyon Branch / Switzerland, Route de Signy 35, 1260 Nyon. - In the United Kingdom, the Funds' respective prospectuses, KIDs and annual reports are available at www.carmignac.co.uk, or upon request to the Management Company, or for the French Funds, at the offices of the Facilities Agent at BNP PARIBAS SECURITIES SERVICES, operating through its branch in London: 55 Moorgate, London EC2R. This material was prepared by Carmignac Gestion, Carmignac Gestion Luxembourg or Carmignac UK Ltd and is being distributed in the UK by Carmignac Gestion Luxembourg. Reference to certain securities and financial instruments is for illustrative purposes to highlight stocks that are or have been included in the portfolios of funds in the Carmignac range. This is not intended to promote direct investment in those instruments, nor does it constitute investment advice. The Management Company is not subject to prohibition on trading in these instruments prior to issuing any communication. The portfolios of Carmignac funds may change without previous notice. The decision to invest in the promoted fund should take into account all its characteristics or objectives as described in its prospectus.

CARMIGNAC GESTION, 24, place Vendôme - F-75001 Paris - Tél : (+33) 01 42 86 53 35

Investment management company approved by the AMF

Public limited company with share capital of € 13,500,000 - RCS Paris B 349 501 676

CARMIGNAC GESTION Luxembourg, - City Link - 7, rue de la Chapelle - L-1325 Luxembourg - Tel : (+352) 46 70 60 1

Subsidiary of Carmignac Gestion - Investment fund management company approved by the CSSF

Public limited company with share capital of € 23,000,000 - RCS Luxembourg B 67 549

MARKETING COMMUNICATION

Please refer to the KID/prospectus of the fund before making any final investment decisions. For more information please visit www.carmignac.lu