

# CARMIGNAC PORTFOLIO SÉCURITÉ I EUR ACC

LUXEMBOURG SICAV SUB-FUND

Recommended  
minimum investment  
horizon:

2 YEARS



LU2420653367

Monthly Factsheet - 31/03/2025

## INVESTMENT OBJECTIVE

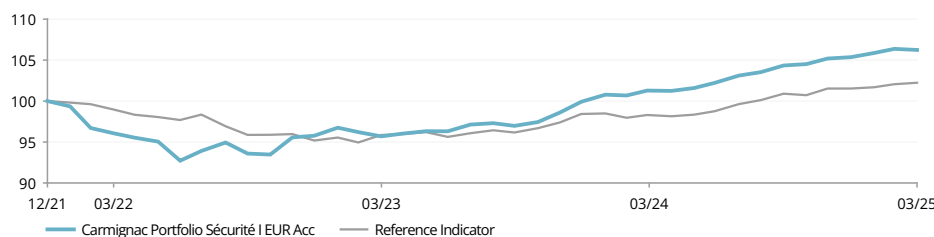
Fund invested in bonds and other debt securities denominated in Euro. Its active, flexible low duration strategy enables the Fund to implement conviction-driven strategies mainly on European markets with no bias to any benchmark. In addition, the Fund seeks to invest sustainably for long-term growth and implements a socially responsible investment approach. It seeks to outperform its reference indicator, the ICE BofA ML 1-3 Y Euro All Government Index (EUR), over a 2-year investment horizon.

Fund management analysis can be found on P.3

## PERFORMANCE

Past performance is not necessarily indicative of future performance. Performances are net of fees (excluding possible entrance fees charged by the distributor).

### FUND PERFORMANCE VS. REFERENCE INDICATOR SINCE LAUNCH (Basis 100 - Net of fees)



### CUMULATIVE AND ANNUALIZED PERFORMANCE (as of 31/03/2025 - Net of fees)

	Cumulative Performance (%)					Annualised Performance (%)	
	Since 31/12/2024	1 Month	1 Year	3 Years	Since 31/12/2021	3 Years	Since 31/12/2021
I EUR Acc	0.84	-0.12	4.90	10.59	6.24	3.41	1.88
Reference Indicator	0.70	0.18	4.00	3.30	2.24	1.09	0.68
Category Average	0.59	-0.09	3.80	5.46	3.69	1.79	1.12
Ranking (Quartile)	1	3	1	1	1	1	1

Source: Morningstar for the category average and quartiles.

### ANNUAL PERFORMANCE (%) (Net of fees)

	2024	2023	2022
I EUR Acc	5.45	4.32	-4.23
Reference Indicator	3.16	3.40	-4.82

### STATISTICS (%)

	1 Year	3 Years	Launch
Fund Volatility	0.9	2.1	2.4
Indicator Volatility	1.2	1.9	1.9
Sharpe Ratio	1.5	0.4	-0.2
Beta	0.8	0.5	0.3
Alpha	0.0	0.0	0.0

Calculation : Weekly basis

### PERFORMANCE CONTRIBUTION

Bond Portfolio	-0.4%
Bond Derivatives	0.1%
Currency Derivatives	0.1%
Cash and Others	0.0%
<b>Total</b>	<b>-0.2%</b>

Gross monthly performance



M.-A. Allier



A. Guedy

## KEY FIGURES

Modified Duration	1.6
Yield to Maturity <sup>(1)</sup>	3.7%
Average Rating	A-
Average Coupon	3.2%
Number of Bond Issuers	208
Number of Bonds	332

(1) Calculated at the fixed income bucket level.

## FUND

**SFDR Fund Classification:** Article 8  
**Domicile:** Luxembourg  
**Fund Type:** UCITS  
**Legal Form:** SICAV  
**SICAV Name:** Carmignac Portfolio  
**Fiscal Year End:** 31/12  
**Subscription/Redemption:** Daily  
**Order Placement Cut-Off Time:** Before 15:00 (CET/CEST)  
**Fund Inception Date:** 25/11/2013  
**Fund AUM:** 1927M€ / 2082M\$<sup>(2)</sup>  
**Fund Currency:** EUR

## SHARE

**Dividend Policy:** Accumulation  
**Date of 1st NAV:** 31/12/2021  
**Base Currency:** EUR  
**Share class AUM:** 142M€  
**NAV (share):** 106.24€  
**Morningstar Category™:** EUR Diversified Bond - Short Term



## FUND MANAGER(S)

Marie-Anne Allier since 29/04/2019  
Aymeric Guedy since 01/03/2023

## REFERENCE INDICATOR<sup>(3)</sup>

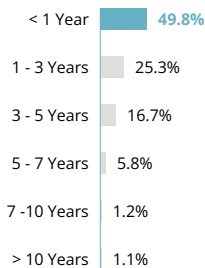
ICE BofA 1-3 Year All Euro Government index.

## OTHER ESG CHARACTERISTICS

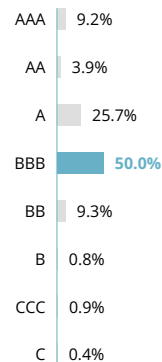
Minimum % Taxonomy Alignment ..... 0%  
Minimum % Sustainable Investments ..... 10%  
Principal Adverse Impact Indicators ..... Yes

**CARMIGNAC PORTFOLIO SÉCURITÉ** | EUR ACC**ASSET ALLOCATION**

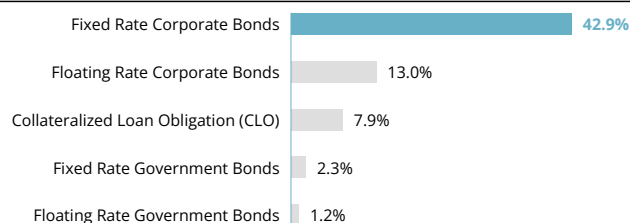
<b>Bonds</b>	<b>67.3%</b>
Developed Countries Government Bonds	3.5%
Europe	3.0%
Eastern Europe	0.2%
Supranational	0.2%
Developed Countries Corporate Bonds	50.5%
Consumer Discretionary	2.2%
Consumer Staples	1.2%
Energy	9.7%
Financials	24.9%
Healthcare	0.9%
Industrials	4.1%
Information Technology	0.5%
Materials	1.0%
Real Estate	1.8%
Communication Services	1.9%
Utilities	2.2%
Emerging Markets Corporate Bonds	5.4%
Consumer Discretionary	0.4%
Energy	0.2%
Financials	4.3%
Industrials	0.4%
Real Estate	0.2%
Collateralized Loan Obligation (CLO)	7.9%
<b>Money Market</b>	<b>25.5%</b>
<b>Cash, Cash Equivalents and Derivatives Operations</b>	<b>7.2%</b>

**MATURITY BREAKDOWN**

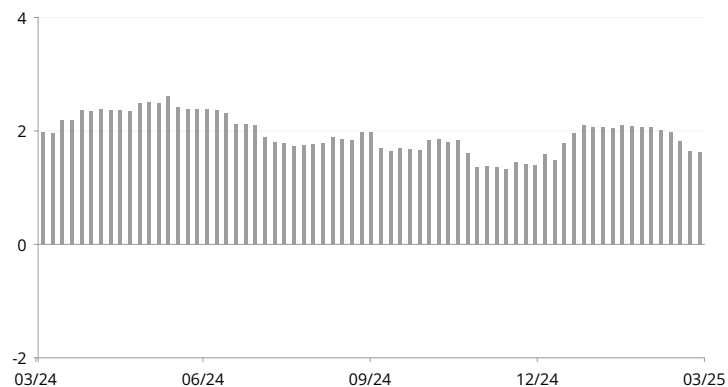
Maturity dates are based on the next call date when available.

**RATING BREAKDOWN**

Rebased weights

**FIXED INCOME BREAKDOWN****TOP TEN - BONDS**

Name	Country	Rating	%
ITALY 4.01% 15/04/2025	Italy	Investment Grade	1.2%
REPSOL INTERNATIONAL FINANCE 22/12/2026	Spain	Investment Grade	0.8%
REPSOL INTERNATIONAL FINANCE 11/03/2026	Spain	Investment Grade	0.7%
BP CAPITAL MARKETS 22/03/2026	USA	Investment Grade	0.7%
TOTALENERGIES 25/10/2027	France	Investment Grade	0.7%
AMCO - ASSET MANAGEMENT CO 4.38% 27/02/2026	Italy	Investment Grade	0.6%
BP CAPITAL MARKETS 22/03/2029	USA	Investment Grade	0.6%
WINTERSHALL DEA FINANCE 3.83% 03/07/2029	Germany	Investment Grade	0.6%
ENI TV 11/02/2027	Italy	Investment Grade	0.5%
ENEL 08/06/2027	Italy	Investment Grade	0.5%
<b>Total</b>			<b>7.0%</b>

**MODIFIED DURATION - 1 YEAR PERIOD****MARKETING COMMUNICATION**

Please refer to the KIID/prospectus of the fund before making any final investment decisions. For more information please visit [www.carmignac.com](http://www.carmignac.com)

## FUND MANAGEMENT ANALYSIS



### MARKET ENVIRONMENT

- -The main announcement of the month came from the German parliament, which adopted a reform of its debt brake policy in order to increase its military spending while approving the creation of a 500 billion euro infrastructure fund. -In the United States, the indicators have been mixed, with disappointment over the leading indicators, which reflect less dynamic growth prospects and more vigorous inflation.
- On the other hand, US economic statistics remain robust, with strong household and business consumption ahead of the implementation of tariffs. -Core inflation fell slightly on both sides of the Atlantic at the end of February, now standing at +2.6% in the euro zone and +3.1% across the Atlantic. -The change in German fiscal policy doctrine resulted in a massive rate shock, as illustrated by the +33bp rise in the German 10-year rate, unlike its US counterpart, which remained stable in view of the uncertainties weighing on growth.



### PERFORMANCE COMMENTARY

- In a context of deteriorated bond markets, the fund delivered a negative performance, underperforming its reference indicator.
- On the interest rate side, our long positions on European rates had an overall negative impact, but our strategies of steepening the curves and our short positions on French debt helped to cushion the interest rate shock.
- In credit, while the carry on our positions and our hedges to reduce our exposure to the riskiest part of the market contributed positively, the widening of credit spreads over the period had a negative impact.
- Finally, the portfolio continues to benefit from our exposure to money market instruments, while our selection of collateralised loan obligations (CLOs) had a neutral impact this month.



### OUTLOOK AND INVESTMENT STRATEGY

- Given the risks associated with tariffs, the budgets allocated to European defence and geopolitical issues in a context of increasingly tense valuations in certain markets, the portfolio maintains a balanced positioning with a modified duration that has decreased over the month, from 2.2 to 1.7. The modified duration is mainly concentrated on the short units of the curves.
- On the one hand, the portfolio benefits from a significant allocation to credit, mainly invested in short-term, highly-rated corporate bonds and CLOs, which offer an attractive source of carry and a reduced beta relative to market volatility.
- On the other hand, we are adopting a cautious position on interest rates, particularly in Europe, where we favour a strategy of steepening yield curves, as well as a marked appetite for inflation products, in a context of fiscal expansion in Europe.
- We are also maintaining protection on the credit market (iTraxx Xover), with markets trading at tight levels in an uncertain economic and geopolitical context.
- Finally, we have allocated part of the portfolio to money market instruments, which are an attractive source of carry with limited risk.

## MARKETING COMMUNICATION

Please refer to the KIID/prospectus of the fund before making any final investment decisions. For more information please visit [www.carmignac.com](http://www.carmignac.com)

## PORTFOLIO ESG SUMMARY

This financial product is classified Article 8 of the Sustainable Finance Disclosure Regulation ("SFDR"). The binding elements of the investment strategy used to select the investments to attain each of the environmental or social characteristics promoted by this financial product are :

- A minimum of 10% of the Sub-Fund's net assets are invested in green, social, sustainability or sustainability-linked corporate or sovereign bonds as well as corporate issuers positively aligned with one of 9 out of 17 United Nations Sustainable Development Goals;
- The minimum levels of sustainable investments with environmental and social objectives are respectively 1% and 3% of the Sub-Fund's net assets;
- Investment universe is actively reduced for corporate bonds by at least 20%;
- ESG analysis applied to at least 90% of issuers.

### PORTFOLIO ESG COVERAGE

Number of issuers in the portfolio	191
Number of issuers rated	190
Coverage Rate	99.5%

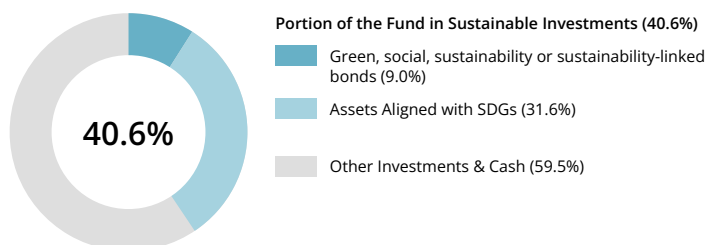
Source: Carmignac

### ESG SCORE

Carmignac Portfolio Sécurité I EUR Acc	AA
--	----

Source: MSCI ESG

### SUSTAINABLE INVESTMENTS (NET ASSETS)



For the assessment of the **Green, Social, Sustainable and Sustainability-Linked-Bonds**, the Bloomberg sustainable debt indicators are used for screening of company debt securities which have self-reported sustainability features. Considerations such as whether the instrument is classified under recognised market standards (International Capital Markets Association or Climate Bond Initiative) or have third party assurance are important to our assessment.

**United Nations Sustainable Development Goals (SDGs) alignment** is defined for each investment by meeting at least one of the following three thresholds.

1. Company derives at least 50% of its revenue from goods and services that are related to one of the following nine SDGs: (1) No Poverty, (2) No Hunger, (3) Good Health and Well Being, (4) Quality Education, (6) Clean Water, (7) Affordable and Clean Energy, (9) Industry, Innovation and Infrastructure, (11) Sustainable Cities and Communities, (12) Responsible Consumption and Production.
2. Company invests at least 30% of its capital expenditure in business activities that are related to one of the aforementioned nine SDGs.
3. Company achieves aligned status for operational alignment for at least three out of all seventeen of the SDGs and does not achieve misalignment for any SDG. Evidence is provided by the investee company's policies, practices and targets addressing such SDGs.

### MSCI ESG SCORE PORTFOLIO



Source: MSCI ESG Score. ESG Leaders represent companies rated AAA and AA by MSCI. ESG Average represent companies rated A, BBB, and BB by MSCI. ESG Laggards represent companies rated B and CCC by MSCI. Portfolio ESG Coverage: 71.1%

### TOP 5 ESG RATED PORTFOLIO HOLDINGS

Company	Weight	ESG Rating
IBERDROLA INTERNATIONAL BV	2.3%	AAA
LA BANQUE POSTALE SA	0.7%	AAA
NATIXIS SA	0.6%	AAA
CARLSBERG BREWERIES AS	0.3%	AAA
BAWAG GROUP AG	0.2%	AAA

Source: MSCI ESG

## GLOSSARY

**Alpha:** Alpha measures the performance of a portfolio compared to its reference indicator. Negative alpha means the fund performed less well than its reference indicator (e.g. if the indicator increased by 10% in one year and the fund increased by only 6%, its alpha is -4). Positive alpha means the fund performed better than its reference indicator (e.g. if the indicator increased by 6% in one year and the fund increased by 10%, its alpha is 4).

**Beta:** Beta measures the relationship between the fluctuations of the net asset values of the fund and the fluctuations of the levels of its reference indicator. Beta of less than 1 indicates that the fund “cushions” the fluctuations of its index (beta = 0.6 means that the fund increases by 6% if the index increases by 10% and decreases by 6% if the index falls by 10%). Beta higher than 1 indicates that the fund “magnifies” the fluctuations of its reference indicator (beta = 1.4 means that the fund increases by 14% when the index increases by 10% but also decreases by 14% when the index decreases by 10%). Beta of less than 0 indicates that the fund reacts inversely to the fluctuations of its reference indicator (beta = -0.6 means that the fund falls by 6% when the index increases by 10% and vice versa).

**Capitalisation:** A company's stock market value at any given moment. It is obtained by multiplying the number of shares of a company by its stock exchange price.

**Duration:** A bond's duration is the period beyond which interest rate variations will no longer affect its return. The duration is like a discounted average lifetime of all flows (interest and capital).

**High yield:** A loan or bond rated below investment grade because of its higher default risk. The return on these securities is generally higher.

**Investment grade:** A loan or bond that rating agencies have rated AAA to BBB-, generally indicating relatively low default risk.

**Investment/net exposure rate:** The investment rate constitutes the volume of assets invested expressed as a percentage of the portfolio. Adding the impact of the derivatives to this investment rate results in the net exposure rate, which corresponds to the real percentage of asset exposure to a certain risk. Derivatives can be used to increase the underlying asset's exposure (stimulation) or reduce it (hedging).

**Modified duration:** A bond's modified duration measures the risk attached to a given change in the interest rate. Modified duration of +2 means that for an instantaneous 1% rate increase, the portfolio's value would drop by 2%.

**Net asset value:** Price of all units (in an FCP) or shares (in a SICAV).

**Rating:** The rating measures the creditworthiness of a borrower (bond issuer).

**SFDR Fund Classification:** Sustainable Finance Disclosure Regulation (SFDR) 2019/2088. EU Act that requires asset managers to classify funds into categories, “Article 8” funds promote environmental and social characteristics, “Article 9” funds have sustainable investments as a measurable objective. In addition to not promoting environmental or social characteristics, “Article 6” funds have no sustainable objectives. For more information, please refer to <https://eur-lex.europa.eu/eli/reg/2019/2088/oj>

**Sharpe ratio:** The Sharpe ratio measures the excess return over the risk-free rate divided by the standard deviation of this return. It thus shows the marginal return per unit of risk. When it is positive, the higher the Sharpe ratio, the more risk-taking is rewarded. A negative Sharpe ratio does not necessarily mean that the portfolio posted a negative performance, but rather that it performed worse than a risk-free investment.

**SICAV:** Société d'Investissement à Capital Variable (Open-ended investment company with variable capital)

**Volatility:** Range of price variation of a security, fund, market or index, which enables the measurement of risk over a given period. It is determined using the standard deviation obtained by calculating the square root of the variance. The variance is obtained by calculating the average deviation from the mean, which is then squared. The greater the volatility, the greater the risk.

**Yield to Maturity:** Yield to Maturity (YTM) is the estimated annual rate of return expected on a bond if held until maturity and assuming all payments made as scheduled and reinvested at this rate. For perpetual bonds, the next call date is used for computation. Note that the yield shown does not take into account the FX carry and fees and expenses of the portfolio. The portfolio's YTM is the weighted average individual bonds holdings' YTM within the portfolio.

## ESG DEFINITIONS & METHODOLOGY

**ESG:** E for Environment, S for Social, G for Governance

**ESG score Calculation:** Only the Equity and Corporate Bond holdings of the fund considered. Overall Fund Rating calculated using MSCI Fund ESG Quality Score methodology: excluding cash and non ESG-rated holdings, performing a weighted average of the normalized weights of the holdings and the Industry-Adjusted Score of the holdings, multiplied by (1+Adjustment%) which consists of the weight of positively trending ESG ratings minus the weight of ESG Laggards minus the weight of negatively trending ESG ratings. For a detailed explanation see “MSCI ESG Fund Ratings Methodology”, Section 2.3. Updated June 2023. <https://www.msci.com/documents/1296102/34424357/MSCI+ESG+Fund+Ratings+Methodology.pdf>

**Principal Adverse Impacts (PAI):** Negative, material, or potentially material effects on sustainability factors that result from, worsen, or are directly related to investment choices or advice performed by a legal entity. Examples include GHG emissions and carbon footprint.

**Sustainable Investments:** The SFDR defines sustainable investment as an investment in an economic activity that contributes to an environmental or social objective, provided that the investment does not significantly harm any environmental or social objective and that the investee companies follow good governance practices.

**Taxonomy Alignment:** In the context of an individual company, taxonomy alignment is defined as the proportion of a company's revenue that comes from activities that meet certain environmental criteria. In the context of an individual fund or portfolio, alignment is defined as the portfolio-weight weighted average taxonomy alignment of included companies. For more information, please follow this link: [https://ec.europa.eu/info/sites/default/files/business\\_economy\\_euro/banking\\_and\\_finance/documents/sustainable-finance-taxonomy-faq\\_en.pdf](https://ec.europa.eu/info/sites/default/files/business_economy_euro/banking_and_finance/documents/sustainable-finance-taxonomy-faq_en.pdf)

## CHARACTERISTICS

Share Class	Date of 1st NAV	Bloomberg	ISIN	Management Fee	Entry costs <sup>(1)</sup>	Exit costs <sup>(2)</sup>	Management fees and other administrative or operating costs <sup>(3)</sup>	Transaction costs <sup>(4)</sup>	Performance fees <sup>(5)</sup>	Minimum Initial Subscription <sup>(6)</sup>
I EUR Acc	31/12/2021	CACPGIA LX	LU2420653367	Max. 0.55%	—	—	0.5%	0.13%	20%	EUR 10000000
A EUR Acc	31/12/2021	CACPSAE LX	LU2426951195	Max. 1%	Max. 1%	—	1.11%	0.13%	20%	—
E EUR Acc	20/02/2025	CASECEA LX	LU3003216408	Max. 1.5%	—	—	—	—	20%	—

(1) of the amount you pay in when entering this investment. This is the most you will be charged. Carmignac Gestion doesn't charge any entry fee. The person selling you the product will inform you of the actual charge.

(2) We do not charge an exit fee for this product.

(3) of the value of your investment per year. This estimate is based on actual costs over the past year.

(4) of the value of your investment per year. This is an estimate of the costs incurred when we buy and sell the investments underlying the product. The actual amount varies depending on the quantity we buy and sell.

(5) when the share class overperforms the Reference indicator during the performance period. It will be payable also in case the share class has overperformed the reference indicator but had a negative performance. Underperformance is clawed back for 5 years. The actual amount will vary depending on how well your investment performs. The aggregated cost estimation above includes the average over the last 5 years, or since the product creation if it is less than 5 years.

(6) Please refer to the prospectus for the minimum subsequent subscription amounts. The prospectus is available on the website: [www.carmignac.com](http://www.carmignac.com).

## MARKETING COMMUNICATION

Please refer to the KIID/prospectus of the fund before making any final investment decisions. For more information please visit [www.carmignac.com](http://www.carmignac.com)

## MAIN RISKS OF THE FUND

**INTEREST RATE:** Interest rate risk results in a decline in the net asset value in the event of changes in interest rates. **CREDIT:** Credit risk is the risk that the issuer may default. **RISK OF CAPITAL LOSS:** The portfolio does not guarantee or protect the capital invested. Capital loss occurs when a unit is sold at a lower price than that paid at the time of purchase. **CURRENCY:** Currency risk is linked to exposure to a currency other than the Fund's valuation currency, either through direct investment or the use of forward financial instruments.

**The Fund presents a risk of loss of capital.**

## IMPORTANT LEGAL INFORMATION

Source: Carmignac at 31/03/2025. **This document is intended for professional clients.** Copyright: The data published in this presentation are the exclusive property of their owners, as mentioned on each page. From 01/01/2013 the equity index reference indicators are calculated net dividends reinvested. This document may not be reproduced, in whole or in part, without prior authorisation from the management company. This document does not constitute a subscription offer, nor does it constitute investment advice. Access to the Fund may be subject to restrictions with regard to certain persons or countries. The Fund is not registered in North America, in South America, in Asia nor is it registered in Japan. The Funds are registered in Singapore as restricted foreign scheme (for professional clients only). The Fund has not been registered under the US Securities Act of 1933. The Fund may not be offered or sold, directly or indirectly, for the benefit or on behalf of a U.S. person, according to the definition of the US Regulation S and/or FATCA. The Fund presents a risk of loss of capital. The risks and fees are described in the KID (Key Information Document). The Fund's prospectus, KIDs and annual reports are available at [www.carmignac.com](http://www.carmignac.com), or upon request to the Management Company. The KID must be made available to the subscriber prior to subscription. - In Switzerland, the Fund's respective prospectuses, KIDs and annual reports are available at [www.carmignac.ch](http://www.carmignac.ch), or through our representative in Switzerland, CACEIS (Switzerland) SA, Route de Signy 35, CH-1260 Nyon. The paying agent is CACEIS Bank, Montrouge, succursale de Nyon/Suisse, Route de Signy 35, 1260 Nyon. - In the United Kingdom, the Funds' respective prospectuses, KIDs and annual reports are available at [www.carmignac.co.uk](http://www.carmignac.co.uk), or upon request to the Management Company, or for the French Funds, at the offices of the Facilities Agent at BNP PARIBAS SECURITIES SERVICES, operating through its branch in London: 55 Moorgate, London EC2R. This material was prepared by Carmignac Gestion, Carmignac Gestion Luxembourg or Carmignac UK Ltd and is being distributed in the UK by Carmignac Gestion Luxembourg. Reference to certain securities and financial instruments is for illustrative purposes to highlight stocks that are or have been included in the portfolios of funds in the Carmignac range. This is not intended to promote direct investment in those instruments, nor does it constitute investment advice. The Management Company is not subject to prohibition on trading in these instruments prior to issuing any communication. The portfolios of Carmignac funds may change without previous notice. The decision to invest in the promoted fund should take into account all its characteristics or objectives as described in its prospectus.