

CARMIGNAC PORTFOLIO CREDIT FW CHF ACC HDG

LUXEMBOURG SICAV SUB-FUND

Recommended minimum investment horizon:

3 YEARS



LU2020612813

Monthly Factsheet - 30/09/2024

INVESTMENT OBJECTIVE

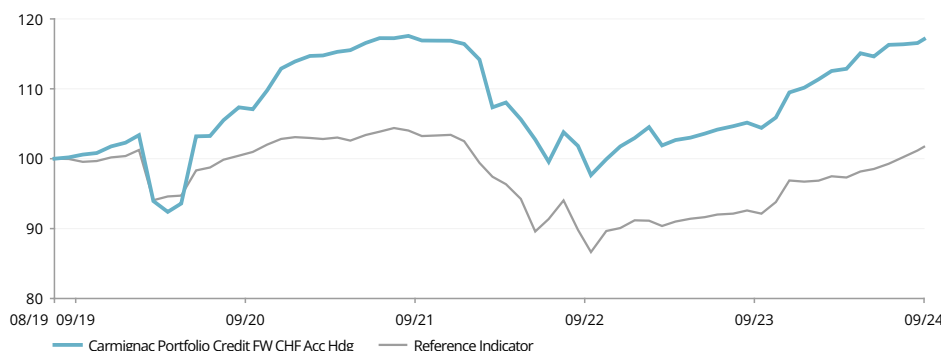
Carmignac Portfolio Credit is an international fixed income UCITS that implements credit strategies across the globe. Its flexible and opportunistic style enables the Fund to implement an unconstrained and conviction-driven allocation. The fund aims to outperform its reference indicator over a minimum recommended investment period of 3 years.

Fund management analysis can be found on P.3

PERFORMANCE

Past performance is not necessarily indicative of future performance. Performances are net of fees (excluding possible entrance fees charged by the distributor).

FUND PERFORMANCE VS. REFERENCE INDICATOR SINCE LAUNCH (Basis 100 - Net of fees)



CUMULATIVE AND ANNUALIZED PERFORMANCE (as of 30/09/2024 - Net of fees)

	Cumulative Performance (%)				Annualised Performance (%)		
	1 Year	3 Years	5 Years	Since 19/08/2019	3 Years	5 Years	Since 19/08/2019
FW CHF Acc Hdg	11.59	-0.15	16.57	17.11	-0.05	3.11	3.13
Reference Indicator	10.35	-1.78	1.78	1.71	-0.60	0.35	0.33

ANNUAL PERFORMANCE (%) (Net of fees)

	2023	2022	2021	2020	2019
FW CHF Acc Hdg	8.79	-13.22	3.18	11.11	1.84
Reference Indicator	9.00	-13.31	0.06	2.80	0.08

STATISTICS (%)

	3 Years	5 Years	Launch
Fund Volatility	4.6	6.7	6.6
Indicator Volatility	4.8	5.2	5.2
Sharpe Ratio	-0.4	0.3	0.3
Beta	0.6	0.8	1.0
Alpha	0.0	-0.0	0.1

Calculation : Weekly basis

VAR

Fund VaR	2.4%
Indicator VaR	2.3%



P. Verlé



A. Deneuve

KEY FIGURES

Modified Duration	3.9
Yield to Maturity ⁽¹⁾	6.6%
Average Rating	BBB-
Average Coupon	6.3%
Number of Bond Issuers	236
Number of Bonds	315

(1) Calculated at the fixed income bucket level.

FUND

SFDR Fund Classification: Article 6
Domicile: Luxembourg
Fund Type: UCITS
Legal Form: SICAV
SICAV Name: Carmignac Portfolio
Fiscal Year End: 31/12
Subscription/Redemption: Daily
Order Placement Cut-Off Time: Before 18:00 (CET/CEST)
Fund Inception Date: 31/07/2017
Fund AUM: 1542M€ / 1721M\$⁽²⁾
Fund Currency: EUR

SHARE

Dividend Policy: Accumulation
Date of 1st NAV: 19/08/2019
Base Currency: CHF
Share class AUM: 4.3M CHF
NAV (share): 117.11CHF

FUND MANAGER(S)

Pierre Verlé since 31/07/2017
 Alexandre Deneuve since 31/07/2017

REFERENCE INDICATOR

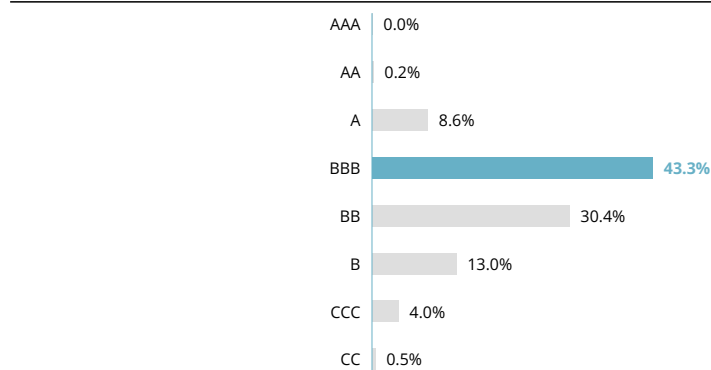
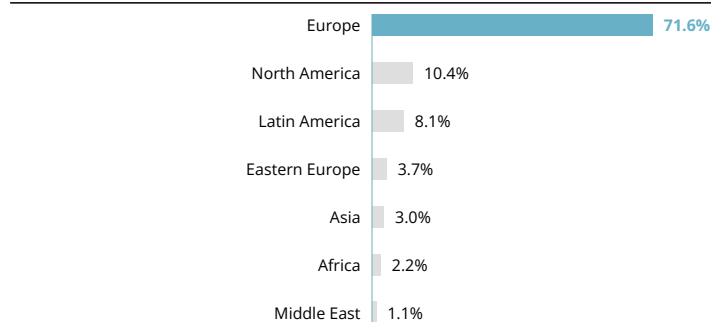
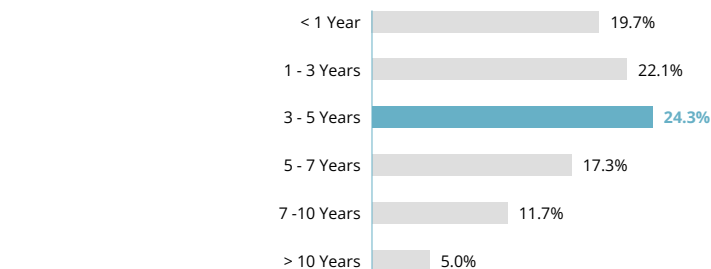
75% ICE BofA Euro Corporate Index + 25% ICE BofA Euro High Yield Index (coupons reinvested, Quarterly Rebalanced).

ASSET ALLOCATION

Bonds	99.7%
Developed Countries Corporate Bonds	71.5%
Consumer Discretionary	4.5%
Consumer Staples	1.1%
Energy	14.5%
Financials	39.2%
Healthcare	1.7%
Industrials	3.1%
Information Technology	0.5%
Materials	0.3%
Real Estate	4.5%
Utilities	2.1%
Emerging Markets Corporate Bonds	17.6%
Consumer Discretionary	2.3%
Consumer Staples	0.9%
Energy	3.3%
Financials	5.1%
Healthcare	0.4%
Industrials	2.6%
Materials	0.8%
Real Estate	0.9%
Communication Services	0.2%
Utilities	1.1%
Collateralized Loan Obligation (CLO)	10.6%
Equities	2.4%
Credit Default Swap	-21.0%
Cash, Cash Equivalents and Derivatives Operations	-2.1%

TOP TEN - BONDS

Name	Country	Rating	%
TOTALENERGIES 17/07/2036	France	Investment Grade	2.1%
ENI TV 13/07/2029	Italy	Investment Grade	1.5%
PARATUS ENERGY SERVICES 9.50% 27/12/2026	United Kingdom	High Yield	1.4%
TELEFONICA EUROPE 07/06/2031	Spain	Investment Grade	1.3%
BORR IHC LTD / BORR FINANCE 10.00% 15/11/2025	Mexico	High Yield	1.3%
BP CAPITAL MARKETS 22/03/2029	USA	Investment Grade	1.2%
BORR IHC LTD / BORR FINANCE 10.38% 15/11/2026	Mexico	High Yield	1.2%
IWG US FINANCE 6.50% 28/03/2030	Switzerland	Investment Grade	1.0%
BNP PARIBAS 06/12/2029	France	Investment Grade	1.0%
FINNAIR OYJ 4.75% 24/02/2029	Finland	High Yield	1.0%
Total			13.1%

RATING BREAKDOWN

Rebased weights
GEOGRAPHIC BREAKDOWN

Rebased weights
MATURITY BREAKDOWN

Maturity dates are based on the next call date when available.
MARKETING COMMUNICATION

 Please refer to the KIID/prospectus of the fund before making any final investment decisions. For more information please visit www.carmignac.com

FUND MANAGEMENT ANALYSIS



MARKET ENVIRONMENT

- The US Federal Reserve delivered a more dovish message than expected at its September meeting, cutting its key rate by -0.5%.
- Growth data nevertheless exceeded expectations across the Atlantic, both in terms of unemployment, which declined to 4.2%, and consumer resilience, with retail sales accelerating by +0.1%.
- Headline inflation continued to slow to +2.5% year-on-year on the back of falling commodity prices, while core inflation remained stable at +3.2%.
- For its part, the European Central Bank cut its key rate by -25bp against a backdrop of disappointing economic data, both in terms of leading indicators and the zone's future growth prospects.
- Among other central banks, the Bank of Japan opted for a pause in its rate hike cycle, while the Brazilian central bank raised its key rate by a quarter point.



PERFORMANCE COMMENTARY

- The Fund delivered a positive absolute performance in September, slightly down on its benchmark in an environment of sharply contracting interest rates.
- Our stock selection once again made a positive contribution to the Fund's performance, particularly the main investment themes, such as financial bonds and the energy sector.
- On the other hand, our credit index hedging strategies made a negative contribution following the tightening of credit spreads in the second half of September.
- Finally, we continue to benefit from our collateralized loan obligations (CLOs), which are performing steadily.



OUTLOOK AND INVESTMENT STRATEGY

- We continue to focus on our core investment themes through a selection of high-yield bonds, energy, financials and our selection of CLOs (collateralized loan obligations).
- Furthermore, in this volatile environment, we are maintaining our credit hedging strategies at over 20%, to protect the portfolio against the risk of further market disruptions, while focusing on alpha.
- Indeed, after years of weakness due to abundant liquidity and a low cost of capital, default rates are set to return to more normal levels, which we see as a catalyst that should create real idiosyncratic opportunities.
- Finally, the portfolio's high carry (over 6.5%) and attractive credit valuations should mitigate short-term volatility and help generate medium- to long-term returns.

MARKETING COMMUNICATION

Please refer to the KIID/prospectus of the fund before making any final investment decisions. For more information please visit www.carmignac.com

GLOSSARY

Active Management: An investment management approach where a manager aims to beat the market through research, analysis and their own judgement.

Bottom up investing: Investment based on analysis of individual companies, whereby that company's history, management, and potential are considered more important than general market or sector trends (as opposed to top down investing).

Credit cycle: A credit cycle describes the different phases of access to credit by borrowers. It alternates between periods of easily accessible funds to borrow due to low interest rates and periods of contraction where lending rules are more restrictive and interest rates are higher.

Forward financial instruments: A forward contract is a customized contract between two parties to buy or sell an asset at a specified price on a future date. A forward contract can be used for hedging or speculation, although its non-standardized nature makes it particularly apt for hedging. Unlike standard futures contracts, a forward contract can be customized to any commodity, amount and delivery date. A forward contract settlement can occur on a cash or delivery basis.

High yield: A loan or bond rated below investment grade because of its higher default risk. The return on these securities is generally higher.

Investment grade: A loan or bond that rating agencies have rated AAA to BBB-, generally indicating relatively low default risk.

Net asset value: Price of all units (in an FCP) or shares (in a SICAV).

Non-benchmarked: Portfolio construction is a result of Fund manager views and market analysis with no bias to any benchmark.

SFDR Fund Classification: Sustainable Finance Disclosure Regulation (SFDR) 2019/2088. EU Act that requires asset managers to classify funds into categories, "Article 8" funds promote environmental and social characteristics, "Article 9" funds have sustainable investments as a measurable objective. In addition to promoting environmental or social characteristics, "Article 6" funds have no sustainable objectives. For more information, please refer to <https://eur-lex.europa.eu/eli/reg/2019/2088/oj>

SICAV: Société d'Investissement à Capital Variable (Open-ended investment company with variable capital)

UCITS: Undertakings for Collective Investments in Transferable Securities.

UCITS funds are authorised funds that can be sold in any country in the EU. UCITS III regulations allow funds to invest in a wider range of financial instruments, including derivatives.

Yield to Maturity: Yield to Maturity (YTM) is the estimated annual rate of return expected on a bond if held until maturity and assuming all payments made as scheduled and reinvested at this rate. For perpetual bonds, the next call date is used for computation. Note that the yield shown does not take into account the FX carry and fees and expenses of the portfolio. The portfolio's YTM is the weighted average individual bonds holdings' YTM within the portfolio.

CHARACTERISTICS

Share Class	Date of 1st NAV	Bloomberg	ISIN	Management Fee	Entry costs ⁽¹⁾	Exit costs ⁽²⁾	Management fees and other administrative or operating costs ⁽³⁾	Transaction costs ⁽⁴⁾	Performance fees ⁽⁵⁾	Minimum Initial Subscription ⁽⁶⁾	Single Year Performance (%)				
											29.09.23-30.09.24	30.09.22-29.09.23	30.09.21-30.09.22	30.09.20-30.09.21	30.09.19-30.09.20
A EUR Acc	31/07/2017	CARUCAE LX	LU1623762843	Max. 1%	Max. 2%	—	1.2%	0.43%	20%	—	13.5	7.6	-15.8	9.5	5.6
Income A EUR	31/07/2017	CARUIAE LX	LU1623762926	Max. 1%	Max. 2%	—	1.2%	0.43%	20%	—	13.5	7.6	-15.8	9.5	5.6
A USD Acc Hdg	31/07/2017	CARUEUH LX	LU1623763064	Max. 1%	Max. 2%	—	1.2%	0.56%	20%	—	14.9	9.5	-14.7	10.3	7.3
F EUR Acc	02/01/2019	CARUFEA LX	LU1932489690	Max. 0.6%	—	—	0.8%	0.43%	20%	—	13.9	7.9	-15.4	9.9	5.9
A CHF Acc Hdg	19/08/2019	CARUACH LX	LU2020612490	Max. 1%	Max. 2%	—	1.2%	0.56%	20%	—	11.1	6.1	-16.0	9.2	5.2
F CHF Acc Hdg	19/08/2019	CARUFCH LX	LU2020612730	Max. 0.6%	—	—	0.8%	0.56%	20%	—	11.5	6.4	-15.7	9.5	5.6
FW CHF Acc Hdg	19/08/2019	CARUWCH LX	LU2020612813	Max. 0.8%	—	—	1%	0.56%	—	—	11.6	6.3	-15.8	10.1	6.1
F USD Acc Hdg	19/08/2019	CARUFUH LX	LU2020612904	Max. 0.6%	—	—	0.8%	0.56%	20%	—	15.3	9.9	-14.4	10.6	7.8

(1) of the amount you pay in when entering this investment. This is the most you will be charged. Carmignac Gestion doesn't charge any entry fee. The person selling you the product will inform you of the actual charge.

(2) We do not charge an exit fee for this product.

(3) of the value of your investment per year. This estimate is based on actual costs over the past year.

(4) of the value of your investment per year. This is an estimate of the costs incurred when we buy and sell the investments underlying the product. The actual amount varies depending on the quantity we buy and sell.

(5) when the share class overperforms the Reference indicator during the performance period. It will be payable also in case the share class has overperformed the reference indicator but had a negative performance. Underperformance is clawed back for 5 years. The actual amount will vary depending on how well your investment performs. The aggregated cost estimation above includes the average over the last 5 years, or since the product creation if it is less than 5 years.

(6) Please refer to the prospectus for the minimum subsequent subscription amounts. The prospectus is available on the website: www.carmignac.com.

MAIN RISKS OF THE FUND

CREDIT: Credit risk is the risk that the issuer may default. **INTEREST RATE:** Interest rate risk results in a decline in the net asset value in the event of changes in interest rates. **LIQUIDITY:** Temporary market distortions may have an impact on the pricing conditions under which the Fund might be caused to liquidate, initiate or modify its positions. **DISCRETIONARY MANAGEMENT:** Anticipations of financial market changes made by the Management Company have a direct effect on the Fund's performance, which depends on the stocks selected.

The Fund presents a risk of loss of capital.

IMPORTANT LEGAL INFORMATION

Source: Carmignac at 30/09/2024. Copyright: The data published in this presentation are the exclusive property of their owners, as mentioned on each page. From 01/01/2013 the equity index reference indicators are calculated net dividends reinvested. This document may not be reproduced, in whole or in part, without prior authorisation from the management company. This document does not constitute a subscription offer, nor does it constitute investment advice. Access to the Fund may be subject to restrictions with regard to certain persons or countries. The Fund is not registered in North America, in South America, in Asia nor is it registered in Japan. The Funds are registered in Singapore as restricted foreign scheme (for professional clients only). The Fund has not been registered under the US Securities Act of 1933. The Fund may not be offered or sold, directly or indirectly, for the benefit or on behalf of a U.S. person, according to the definition of the US Regulation S and/or FATCA. The Fund presents a risk of loss of capital. The risks and fees are described in the KID (Key Information Document). The Fund's prospectus, KIDs and annual reports are available at www.carmignac.com, or upon request to the Management Company. The KID must be made available to the subscriber prior to subscription. - In Switzerland, the Fund's respective prospectuses, KIDs and annual reports are available at www.carmignac.ch, or through our representative in Switzerland, CACEIS (Switzerland) SA, Route de Signy 35, CH-1260 Nyon. The paying agent is CACEIS Bank, Montrouge, succursale de Nyon/Suisse, Route de Signy 35, 1260 Nyon. - In the United Kingdom, the Funds' respective prospectuses, KIDs and annual reports are available at www.carmignac.co.uk, or upon request to the Management Company, or for the French Funds, at the offices of the Facilities Agent at BNP PARIBAS SECURITIES SERVICES, operating through its branch in London: 55 Moorgate, London EC2R. This material was prepared by Carmignac Gestion, Carmignac Gestion Luxembourg or Carmignac UK Ltd and is being distributed in the UK by Carmignac Gestion Luxembourg. Reference to certain securities and financial instruments is for illustrative purposes to highlight stocks that are or have been included in the portfolios of funds in the Carmignac range. This is not intended to promote direct investment in those instruments, nor does it constitute investment advice. The Management Company is not subject to prohibition on trading in these instruments prior to issuing any communication. The portfolios of Carmignac funds may change without previous notice. The decision to invest in the promoted fund should take into account all its characteristics or objectives as described in its prospectus.

CARMIGNAC GESTION, 24, place Vendôme - F-75001 Paris - Tél : (+33) 01 42 86 53 35

Investment management company approved by the AMF

Public limited company with share capital of € 13,500,000 - RCS Paris B 349 501 676

CARMIGNAC GESTION Luxembourg - City Link - 7, rue de la Chapelle - L-1325 Luxembourg - Tel : (+352) 46 70 60 1

Subsidiary of Carmignac Gestion - Investment fund management company approved by the CSSF

Public limited company with share capital of € 23,000,000 - RCS Luxembourg B 67 549

MARKETING COMMUNICATION

Please refer to the KIID/prospectus of the fund before making any final investment decisions. For more information please visit www.carmignac.com