

# CARMIGNAC PORTFOLIO SÉCURITÉ AW EUR ACC

LUXEMBOURG SICAV SUB-FUND

Recommended  
minimum investment  
horizon:

2 YEARS



LU1299306321

Weekly factsheet - 25/04/2025

## INVESTMENT OBJECTIVE

Fund invested in bonds and other debt securities denominated in Euro. Its active, flexible low duration strategy enables the Fund to implement conviction-driven strategies mainly on European markets with no bias to any benchmark. In addition, the Fund seeks to invest sustainably for long-term growth and implements a socially responsible investment approach. It seeks to outperform its reference indicator, the ICE BofA ML 1-3 Y Euro All Government Index (EUR), over a 2-year investment horizon.

## PERFORMANCE (%) (Net of fees)

|                       | Fund  | Reference Indicator |
|-----------------------|-------|---------------------|
| Week                  | 0.14  | 0.03                |
| Month                 | 0.47  | 0.88                |
| Beginning of the year | 1.02  | 1.35                |
| 5 Years               | 11.92 | 2.92                |

## ANNUAL PERFORMANCE (%) (Net of fees)

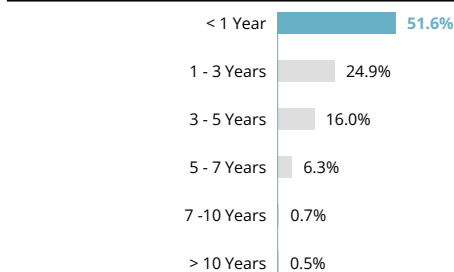
|                     | 2024 | 2023 | 2022  | 2021  | 2020  | 2019 | 2018  | 2017  | 2016 | 2015  |
|---------------------|------|------|-------|-------|-------|------|-------|-------|------|-------|
| AW EUR Acc          | 5.24 | 4.04 | -4.54 | 0.10  | 2.18  | 3.58 | -3.07 | -0.03 | 1.89 | -0.27 |
| Reference Indicator | 3.16 | 3.40 | -4.82 | -0.71 | -0.15 | 0.07 | -0.29 | -0.39 | 0.30 | -0.06 |

Past performance is not necessarily indicative of future performance. Performances are net of fees (excluding possible entrance fees charged by the distributor).

## ASSET ALLOCATION


|  |              |
|--|--------------|
| <b>Bonds</b>   | <b>64.6%</b> |
| Developed Countries Government Bonds                     | 2.2%         |
| Europe   | 1.9%         |
| Eastern Europe   | 0.3%         |
| <b>Developed Countries Corporate Bonds</b>               | <b>51.9%</b> |
| Consumer Discretionary                                   | 2.2%         |
| Consumer Staples   | 1.2%         |
| Energy   | 9.1%         |
| Financials   | 27.2%        |
| Healthcare   | 0.9%         |
| Industrials  | 3.9%         |
| Information Technology                                   | 0.5%         |
| Materials  | 1.0%         |
| Real Estate  | 1.8%         |
| Communication Services                                   | 1.8%         |
| Utilities  | 2.2%         |
| <b>Emerging Markets Corporate Bonds</b>                  | <b>3.4%</b>  |
| Consumer Discretionary                                   | 0.4%         |
| Energy   | 0.2%         |
| Financials   | 2.3%         |
| Industrials  | 0.3%         |
| Real Estate  | 0.2%         |
| <b>Collateralized Loan Obligation (CLO)</b>              | <b>7.2%</b>  |
| <b>Money Market</b>                                      | <b>30.1%</b> |
| <b>Cash, Cash Equivalents and Derivatives Operations</b> | <b>5.3%</b>  |

## MATURITY BREAKDOWN



Maturity dates are based on the next call date when available.

## RATING BREAKDOWN



M.-A. Allier



A. Guedy

## KEY FIGURES

|                                  |      |
|----------------------------------|------|
| Modified Duration                | 1.6  |
| Yield to Maturity <sup>(1)</sup> | 4.4% |
| Average Rating                   | A-   |
| Average Coupon                   | 3.0% |
| Number of Bond Issuers           | 202  |
| Number of Bonds                  | 325  |

(1) Calculated at the fixed income bucket level.

## PROFILE

### FUND

**SFDR Fund Classification:** Article 8  
**Domicile:** Luxembourg  
**Fund Type:** UCITS  
**Legal Form:** SICAV  
**SICAV Name:** Carmignac Portfolio  
**Fiscal Year End:** 31/12  
**Subscription/Redemption:** Daily  
**Order Placement Cut-Off Time:** Before 15:00 (CET/CEST)  
**Fund Inception Date:** 25/11/2013

### SHARE

**Dividend Policy:** Accumulation  
**Date of 1st NAV:** 19/11/2015  
**Base Currency:** EUR

### FUND MANAGER(S)

Marie-Anne Allier since 29/04/2019  
 Aymeric Guedy since 01/03/2023

### REFERENCE INDICATOR<sup>(2)</sup>

ICE BofA 1-3 Year All Euro Government index.

## MARKETING COMMUNICATION

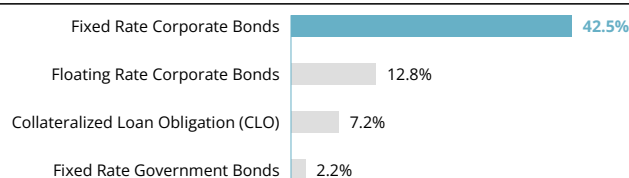
Please refer to the KID/prospectus of the fund before making any final investment decisions. For more information please visit [www.carmignac.lu](http://www.carmignac.lu)

\* For the share class Carmignac Portfolio Sécurité AW EUR Acc. Risk Scale from the KID (Key Information Document). Risk 1 does not mean a risk-free investment. This indicator may change over time. (2) Until 31 December 2020, the reference indicator was the Euro MTS 1-3 years. Performances are presented using the chaining method.

## TOP TEN - BONDS

| Name  | Country | Rating           | %           |
|---|---------|------------------|-------------|
| REPSOL INTERNATIONAL FINANCE 22/12/2026     | Spain   | Investment Grade | 0.8%        |
| REPSOL INTERNATIONAL FINANCE 11/03/2026     | Spain   | Investment Grade | 0.7%        |
| BP CAPITAL MARKETS 22/03/2026               | USA     | Investment Grade | 0.7%        |
| TOTALENERGIES 25/10/2027                    | France  | Investment Grade | 0.7%        |
| AMCO - ASSET MANAGEMENT CO 4.38% 27/02/2026 | Italy   | Investment Grade | 0.6%        |
| BP CAPITAL MARKETS 22/03/2029               | USA     | Investment Grade | 0.6%        |
| WINTERSHALL DEA FINANCE 3.83% 03/07/2029    | Germany | Investment Grade | 0.6%        |
| ITALY 2.80% 20/02/2026                      | Italy   | Investment Grade | 0.6%        |
| ENI TV 11/02/2027                           | Norway  | Investment Grade | 0.5%        |
| ENEL 08/06/2027                             | Italy   | Investment Grade | 0.5%        |
| <b>Total</b>                                |         |                  | <b>6.3%</b> |

## FIXED INCOME BREAKDOWN



## CHARACTERISTICS

| Share Class | Date of 1st NAV | Bloomberg  | ISIN         | Management Fee | Entry costs <sup>(1)</sup> | Exit costs <sup>(2)</sup> | Management fees and other administrative or operating costs <sup>(3)</sup> | Transaction costs <sup>(4)</sup> | Performance fees <sup>(5)</sup> | Minimum Initial Subscription <sup>(6)</sup> |
|-------------|-----------------|------------|--------------|----------------|----------------------------|---------------------------|--|----------------------------------|---------------------------------|---|
| AW EUR Acc  | 19/11/2015      | CASAEAC LX | LU1299306321 | Max. 1%        | Max. 1%                    | —                         | 1.19%  | 0.13%                            | —                               | —   |

(1) of the amount you pay in when entering this investment. This is the most you will be charged. Carmignac Gestion doesn't charge any entry fee. The person selling you the product will inform you of the actual charge. (2) We do not charge an exit fee for this product. (3) of the value of your investment per year. This estimate is based on actual costs over the past year. (4) of the value of your investment per year. This is an estimate of the costs incurred when we buy and sell the investments underlying the product. The actual amount varies depending on the quantity we buy and sell. (5) There is no performance fee for this product. (6) Please refer to the prospectus for the minimum subsequent subscription amounts. The prospectus is available on the website: [www.carmignac.com](http://www.carmignac.com).

## MAIN RISKS OF THE FUND

**INTEREST RATE:** Interest rate risk results in a decline in the net asset value in the event of changes in interest rates. **CREDIT:** Credit risk is the risk that the issuer may default. **RISK OF CAPITAL LOSS:** The portfolio does not guarantee or protect the capital invested. Capital loss occurs when a unit is sold at a lower price than that paid at the time of purchase. **CURRENCY:** Currency risk is linked to exposure to a currency other than the Fund's valuation currency, either through direct investment or the use of forward financial instruments.

**The Fund presents a risk of loss of capital.**

## IMPORTANT LEGAL INFORMATION

Source: Carmignac at 25/04/2025. **This document is intended for professional clients.** Copyright: The data published in this presentation are the exclusive property of their owners, as mentioned on each page. From 01/01/2013 the equity index reference indicators are calculated net dividends reinvested. This document may not be reproduced, in whole or in part, without prior authorisation from the management company. This document does not constitute a subscription offer, nor does it constitute investment advice. Access to the Fund may be subject to restrictions with regard to certain persons or countries. The Fund is not registered in North America, in South America, in Asia nor is it registered in Japan. The Funds are registered in Singapore as restricted foreign scheme (for professional clients only). The Fund has not been registered under the US Securities Act of 1933. The Fund may not be offered or sold, directly or indirectly, for the benefit or on behalf of a U.S. person, according to the definition of the US Regulation S and/or FATCA. The Fund presents a risk of loss of capital. The risks and fees are described in the KID (Key Information Document). The Fund's prospectus, KIDs and annual reports are available at [www.carmignac.com](http://www.carmignac.com), or upon request to the Management Company. The KID must be made available to the subscriber prior to subscription. The Management Company can cease promotion in your country anytime. Investors have access to a summary of their rights in English on the following link at section 5: [https://www.carmignac.com/en\\_US/regulatory-information](https://www.carmignac.com/en_US/regulatory-information). - In Switzerland, the Fund's respective prospectuses, KIDs and annual reports are available at [www.carmignac.ch](http://www.carmignac.ch), or through our representative in Switzerland, CACEIS (Switzerland) S.A., Route de Signy 35, CH-1260 Nyon. The paying agent is CACEIS Bank, Montrouge, Nyon Branch / Switzerland, Route de Signy 35, 1260 Nyon. - In the United Kingdom, the Funds' respective prospectuses, KIDs and annual reports are available at [www.carmignac.co.uk](http://www.carmignac.co.uk), or upon request to the Management Company, or for the French Funds, at the offices of the Facilities Agent at BNP PARIBAS SECURITIES SERVICES, operating through its branch in London: 55 Moorgate, London EC2R. This material was prepared by Carmignac Gestion, Carmignac Gestion Luxembourg or Carmignac UK Ltd and is being distributed in the UK by Carmignac Gestion Luxembourg. Reference to certain securities and financial instruments is for illustrative purposes to highlight stocks that are or have been included in the portfolios of funds in the Carmignac range. This is not intended to promote direct investment in those instruments, nor does it constitute investment advice. The Management Company is not subject to prohibition on trading in these instruments prior to issuing any communication. The portfolios of Carmignac funds may change without previous notice. The decision to invest in the promoted fund should take into account all its characteristics or objectives as described in its prospectus.

**CARMIGNAC GESTION**, 24, place Vendôme - F-75001 Paris - Tél : (+33) 01 42 86 53 35

Investment management company approved by the AMF

Public limited company with share capital of € 13,500,000 - RCS Paris B 349 501 676

**CARMIGNAC GESTION Luxembourg**, - City Link - 7, rue de la Chapelle - L-1325 Luxembourg - Tel : (+352) 46 70 60 61

Subsidiary of Carmignac Gestion - Investment fund management company approved by the CSSF

Public limited company with share capital of € 23,000,000 - RCS Luxembourg B 67 549

## MARKETING COMMUNICATION

Please refer to the KID/prospectus of the fund before making any final investment decisions. For more information please visit [www.carmignac.lu](http://www.carmignac.lu)