

CARMIGNAC EMERGENTS: LETTER FROM THE FUND MANAGERS

19/07/2022 | XAVIER HOVASSE, HAIYAN LI-LABBÉ

-4.4%

Relative performance of Carmignac Emergents A EUR Acc versus its reference indicator MSCI Emerging Markets NR Index.

18.3%

Of the current portfolio is invested energy transition and renewable industries.

64.0%

Exposure of Fund to companies aligned with SDGs and sustainable themes.

Carmignac Emergents was down -3.69% in the second quarter, compared with a -5.76% decline in its reference indicator. Year to date, the Fund has delivered a performance of -14.80%, versus -10.40% for its reference indicator. During the first half of 2022, emerging-market equities continued the slide that started in early 2021. This downturn stemmed from decisions made by the world's main central banks – particularly the Fed and the ECB – to start normalizing monetary policy after years of quantitative easing. The war in Ukraine also led to a dual shock, with impacts on food and energy prices. The combination of these two factors is creating formidable headwinds, as the resulting inflation is forcing central banks to adopt a strict policy stance that's highly detrimental to equity markets.

WHAT EXACTLY HAPPENED IN EMERGING MARKETS IN Q2 2022?

The positive surprise in Q2 came from China. Its stock market rebounded sharply and outperformed all major emerging and developed-world markets, despite the severe lockdowns introduced in some large Chinese cities. Xi Jinping's zero-Covid strategy led to a chaotic implementation of lockdowns in Shanghai, Beijing, and many other regions. The country's GDP contracted significantly in April and May but bounced back in June after Beijing loosened its Covid restrictions. China undoubtedly handled the pandemic relatively well during the first strain and the Delta variant, but now the highly contagious Omicron variant appears to be making the zero-Covid strategy much less effective with a stronger impact on the economy. It's unlikely Xi Jinping will make any material changes to the strategy before the National Congress in the fourth quarter which should see him elected to a third term. However, Beijing has had some success in controlling the pandemic – it was able to contain the spread of the virus and reboot China's economy through an array of stimulus measures that encompass infrastructure building, financial assistance for consumers, support for the automotive industry, and various tax cuts. Chinese equity investors welcomed these developments, and our Fund was able to benefit considerably from the rally in stock prices given our high exposure to China (38% of the Fund's assets¹). As we mentioned in our previous quarterly report, Chinese equity valuations had become very attractive following the steep decline in 2021, which was triggered by Beijing's regulatory crackdown on the new economy, and Russia's invasion of Ukraine. We stressed that we've been shoring up our positions in companies with a market capitalisation equal to less than their cash on hand. That's what we did with **New Oriental**, for example, an education company whose stock price has doubled since mid-May².

We added a new Chinese company to our portfolio in Q2: **Full Truck Alliance**. This firm runs a digital marketplace that matches up truck drivers and shippers, allowing businesses to schedule optimal shipping routes and prevent trucks from making return trips empty. Because shipping supply and demand is highly fragmented in China, there's a need for this kind of marketplace, and Full Truck has a dominant 65% market share³. Our analysis indicates that the company's business model requires little capital expenditure, offers a high return on equity, and holds promising growth prospects. Its stock had become priced very attractively, given that its cash on hand is equal to over a third of its market cap.³ Known as China's "Uber of Trucks", the company aims to transform China's road transportation industry by pioneering a digital, standardized, and smart logistics infrastructure across the value chain. The nature of its services is environmentally friendly as the business helps significantly save transportation cost versus traditional business models. The Company makes a positive impact on the environment by eliminating empty miles and wasted fuel. According to the company's estimates, in 2020 they helped reduce carbon emissions by 330,000 metric tons as a result of a smarter logistics infrastructure. On the Social front, by improving supply/demand efficiency among shippers and trucks, and reducing idle time and wasted mileage, the business helps drivers to improve their productivity and their ability to manage their driving uptime, routing and safety.

ADJUSTMENTS AND CURRENT POSITIONING

We took advantage of the turbulence in equity markets to focus our portfolio more heavily on our strongest convictions. We had just 34 holdings as of 30 June (not including the two Russian companies still in our portfolio which we can't sell and are marked in our books at close to zero) – a level of concentration that's never been seen before in the Carmignac Emergents Fund. This reflects our intention to pursue a highly active investment approach based on strong convictions. We believe that stock-market downturns provide opportunities to benefit from market inefficiencies, which are particularly pronounced in emerging markets.

Outside China, we believe the most attractive equity valuations can be found in South Korea (16% of the Fund's assets). As the country's stocks are (correctly) viewed as being cyclical, they were recently sold off on a large scale by global asset managers, resulting in downwards pressure that local institutional investors haven't been able to offset. In addition, many South Korean retail investors had to meet margin calls that forced them to liquidate their positions. The country's stocks are now trading at levels consistent with a lasting slump in global demand. However, most of our South Korean investments are in companies operating in secular growth themes like semiconductors. Demand for these electronic components is being fuelled by the digital revolution and the voracious appetite it's creating for RAM to run datacentres and cloud-computing servers. The electrification of vehicles is another driver of semiconductor demand, and self-driving cars will be too in the coming years. Cars sold worldwide in 2025 are expected to require twice as many semiconductors on average as those sold in 2021. **Samsung Electronics** (8.3% of the Fund's assets) is a global leader in semiconductor fabrication – yet is trading at less than four times operating profit, even though it has \$120 billion of cash on its balance sheet. **LG Chem** (3.6% of the Fund's assets) is a global leader in batteries for electric vehicles and its preferred stock is priced at less than five times operating profit⁴. Our investments in Latin America (14% of the Fund's assets) lost value in Q2 on the back of the drop in commodities prices – which weighed on the Brazilian real and the Mexican peso – and the bleaker growth prospects for these two countries' economies. Our investments in Brazil and Mexico are focused mainly on domestic demand and on growth themes like finance (**Banorte, B3 Bolsa**), healthcare (**Hapvida**), the digital economy (**MercadoLibre**), and energy (**Taesá, Isa Cteep**). We're optimistic about how markets will react to Brazil's presidential election in October, as it should bring a moderate alliance into power and reduce political risk in the country. India (8.9% of the Fund's assets) appears vulnerable in light of the high oil prices and the country's record trade deficit. We therefore introduced temporary hedges to protect against a depreciation of the rupee.

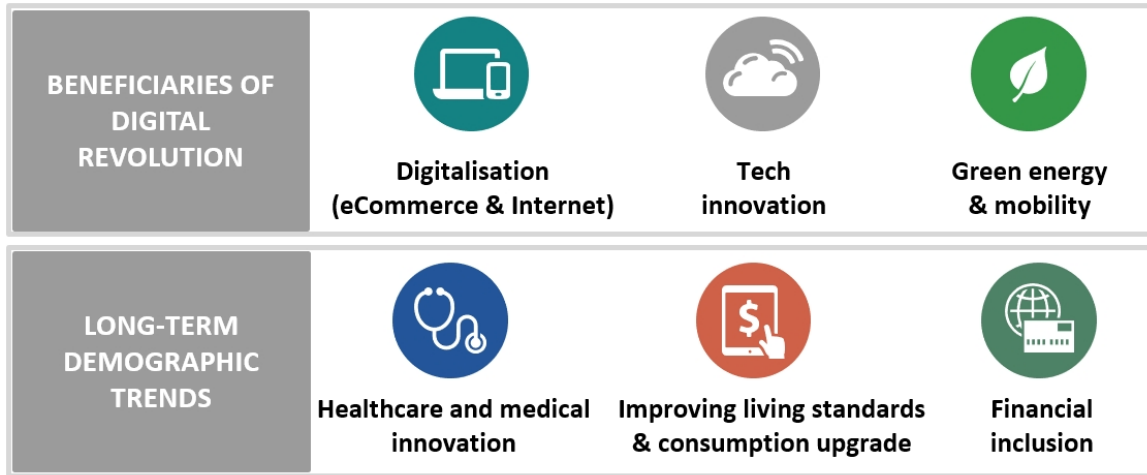
SOCIALLY RESPONSIBLE INVESTMENT IS CENTRAL TO OUR APPROACH

Our Flagship emerging equity Fund launched in 1997, Carmignac Emergents combines our core positioning as an emerging-market specialist since 1989 and our responsible & sustainable investment credentials within the EM universe. In welding together those two areas of expertise, we aim to add value for our investors while having a positive impact on society and the environment.

Carmignac Emergents is classified as an Article 9 fund under the Sustainable Finance Disclosure Regulation (SFDR)⁵, and was awarded France's SRI label in 2019 and Belgium's Towards Sustainability label in 2020⁶.

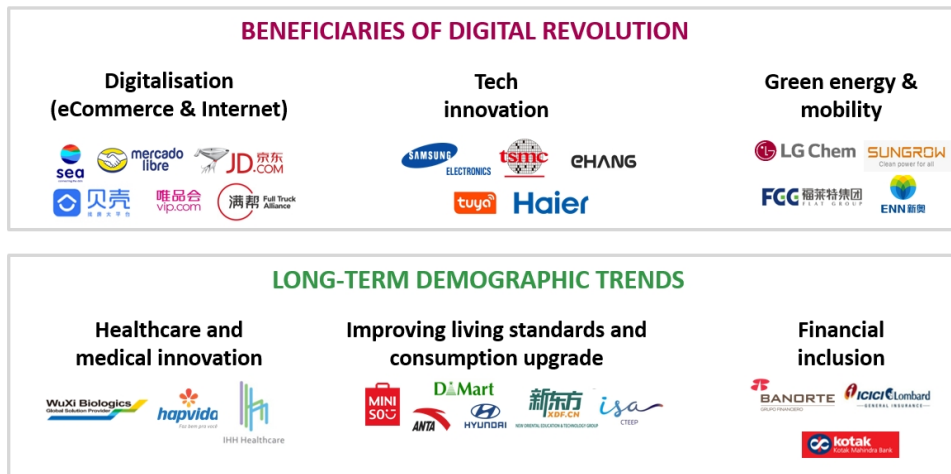
As from 1st January 2022, Carmignac Emergents is classified as a financial product as described in Article 9 of Sustainable Finance Disclosure Regulation ("SFDR"). As such, the Fund will invest mainly in shares of emerging companies that have a positive outcome on environment or society and derive the majority of their revenue from goods and services related to business activities which align positively with SDGs. This sustainable objective will be measured and monitored by the percentage of revenues aligned with UN Sustainable Development Goals (SDGs)⁷.

Our portfolio is currently structured around six major socially responsible investment (SRI) themes that are central to our processes.



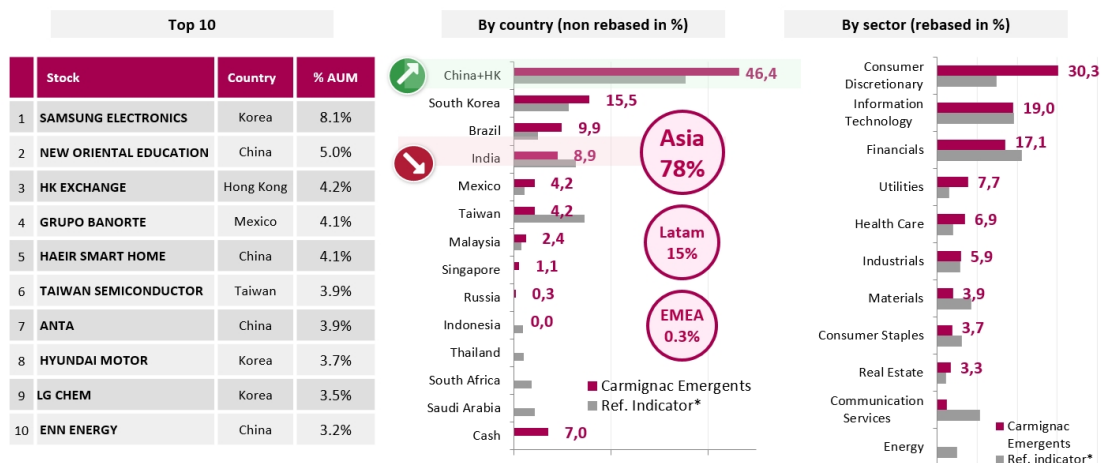
As a reminder, our socially responsibility approach is based on three pillars:

- **Invest selectively and with conviction**, giving priority to sustainable growth themes in underpenetrated sectors and countries with sound macroeconomic fundamentals.
- **Invest for positive impact**, favouring companies that deliver solutions to environmental and social challenges in emerging markets and reducing our carbon imprint by at least 30% relative to the MSCI Emerging Markets Index.
- **Invest sustainably** by consistently incorporating environmental, social and governance (ESG) criteria into our analyses and investment decision



rnSources: Carmignac, Company data, 30/06/2022rnCarmignac's portfolios are subject to change at any time.

Thematic allocation as of 30/06/2022: Focus on Beneficiaries of Digital Revolution & Long-Term Demographic Trends



rn* MSCI EM NR (USD) net dividends reinvested rnChina - including Hong Kong. Excluding derivative positionsrnCarmignac's portfolios are subject to change at any time. Data are rebased to 100% for Sector & Country positioning. rnSource: Carmignac, 30/06/2022

Current Positioning as of 30/06/2022

¹Average exposure of the Fund to China over the second quarter 2022

²Performance of New Oriental in USD from 16/05/2022 to 30/06/2022, source : 30/06/2022

³Source: Company data, Bloomberg as of 31/03/2022

⁴Source: Company data, Bloomberg as of 30/06/2022

⁵The EU Sustainable Finance Disclosure Regulation (SFDR) 2019/2088 "lays down harmonised rules on the provision of sustainability-related information with respect to financial products". For further information, see <https://eur-lex.europa.eu/eli/reg/2019/2088/oj>.

⁶Carmignac Emergents has been awarded the French and Belgian SRI labels. See <https://www.llelabelisr.fr/en/> ; <https://www.towardssustainability.be/>; <https://www.febelfin.be/fr>.

⁷This Fund has a sustainability investment objective in accordance with Article 9 of the Sustainable Finance Disclosure Regulation ("SFDR") . Our sustainable objective is to invest at least 50% of the Fund's AUM invested in companies with more than 50% of revenues derived from goods and services positively aligned with at least 1 of 9 selected UN SDGs. The United Nations' Sustainable Development Goals (UN SDGs) are a collection of 17 interlinked global goals designed to be a "blueprint to achieve a better and more sustainable future for all". For more details: <https://sdgs.un.org/goals>

PERFORMANCE (ISIN: FR0010149302)

Calendar Year Performance (as %)	2016	2017	2018	2019	2020
Carmignac Emergents	+1.4 %	+18.8 %	-18.6 %	+24.7 %	+44.7 %
Indicateur de référence	+14.5 %	+20.6 %	-10.3 %	+20.6 %	+8.5 %

Source: Carmignac at Mar 31, 2025.

Past performance is not necessarily indicative of future performance. Performances are net of fees (excluding possible entrance fees charged by the distributor).

Calendar Year Performance (as %)	2021	2022	2023	2024	2025 (YTD)
Carmignac Emergents	-10.7 %	-15.6 %	+9.5 %	+4.6 %	-0.5 %
Indicateur de référence	+4.9 %	-14.9 %	+6.1 %	+14.7 %	-1.3 %

Annualised Performance	3 Years	5 Years	10 Years
Carmignac Emergents	+2.8 %	+8.3 %	+3.1 %
Indicateur de référence	+2.4 %	+8.3 %	+3.6 %

Source: Carmignac at Mar 31, 2025.

Past performance is not necessarily indicative of future performance. Performances are net of fees (excluding possible entrance fees charged by the distributor).

CARMIGNAC EMERGENTS A EUR ACC

(ISIN: FR0010149302)

SFDR - Fund Classification** :

Article **9**



Recommended
minimum
investment horizon



MAIN RISKS OF THE FUND

EQUITY: The Fund may be affected by stock price variations, the scale of which is dependent on external factors, stock trading volumes or market capitalization. **EMERGING MARKETS:** Operating conditions and supervision in "emerging" markets may deviate from the standards prevailing on the large international exchanges and have an impact on prices of listed instruments in which the Fund may invest. **CURRENCY:** Currency risk is linked to exposure to a currency other than the Fund's valuation currency, either through direct investment or the use of forward financial instruments. **DISCRETIONARY MANAGEMENT:** Anticipations of financial market changes made by the Management Company have a direct effect on the Fund's performance, which depends on the stocks selected.

The Fund presents a risk of loss of capital.

*Risk Scale from the KID (Key Information Document). Risk 1 does not mean a risk-free investment. This indicator may change over time. **The Sustainable Finance Disclosure Regulation (SFDR) 2019/2088 is a European regulation that requires asset managers to classify their funds as either 'Article 8' funds, which promote environmental and social characteristics, 'Article 9' funds, which make sustainable investments with measurable objectives, or 'Article 6' funds, which do not necessarily have a sustainability objective. For more information please refer to <https://eur-lex.europa.eu/eli/reg/2019/2088/oj>.

Marketing communication. Please refer to the KID/KIID, prospectus of the fund before making any final investment decisions. This document is intended for professional clients.

This material may not be reproduced, in whole or in part, without prior authorisation from the Management Company. This material does not constitute a subscription offer, nor does it constitute investment advice. This material is not intended to provide, and should not be relied on for, accounting, legal or tax advice. This material has been provided to you for informational purposes only and may not be relied upon by you in evaluating the merits of investing in any securities or interests referred to herein or for any other purposes. The information contained in this material may be partial information and may be modified without prior notice. They are expressed as of the date of writing and are derived from proprietary and non-proprietary sources deemed by Carmignac to be reliable, are not necessarily all-inclusive and are not guaranteed as to accuracy. As such, no warranty of accuracy or reliability is given and no responsibility arising in any other way for errors and omissions (including responsibility to any person by reason of negligence) is accepted by Carmignac, its officers, employees or agents.

Past performance is not necessarily indicative of future performance. Performances are net of fees (excluding possible entrance fees charged by the distributor). The return may increase or decrease as a result of currency fluctuations, for the shares which are not currency-hedged.

Reference to certain securities and financial instruments is for illustrative purposes to highlight stocks that are or have been included in the portfolios of funds in the Carmignac range. This is not intended to promote direct investment in those instruments, nor does it constitute investment advice. The Management Company is not subject to prohibition on trading in these instruments prior to issuing any communication. The portfolios of Carmignac funds may change without previous notice. The reference to a ranking or prize, is no guarantee of the future results of the UCIS or the manager.

Morningstar Rating™ : © Morningstar, Inc. All Rights Reserved. The information contained herein: is proprietary to Morningstar and/or its content providers; may not be copied or distributed; and is not warranted to be accurate, complete or timely. Neither Morningstar nor its content providers are responsible for any damages or losses arising from any use of this information.

Access to the Funds may be subject to restrictions regarding certain persons or countries. This material is not directed to any person in any jurisdiction where (by reason of that person's nationality, residence or otherwise) the material or availability of this material is prohibited. Persons in respect of whom such prohibitions apply must not access this material. Taxation depends on the situation of the individual. The Funds are not registered for retail distribution in Asia, in Japan, in North America, nor are they registered in South America. Carmignac Funds are registered in Singapore as restricted foreign scheme (for professional clients only). The Funds have not been registered under the US Securities Act of 1933. The Funds may not be offered or sold, directly or indirectly, for the benefit or on behalf of a «U.S. person», according to the definition of the US Regulation S and FATCA.

The risks, fees and ongoing charges are described in the KID (Key Information Document). The KID must be made available to the subscriber prior to subscription. The subscriber must read the KID. Investors may lose some or all their capital, as the capital in the funds are not guaranteed. The Funds present a risk of loss of capital.

The Funds' prospectus, KIDs, NAVs and annual reports are available at www.carmignac.com, or upon request to the Management Company. Carmignac Portfolio refers to the sub-funds of Carmignac Portfolio SICAV, an investment company under Luxembourg law, conforming to the UCITS Directive. The French investment funds (fonds communs de placement or FCP) are common funds in contractual form conforming to the UCITS or AIFM Directive under French law.

- **In France, Luxembourg, Sweden:** The risks, fees and ongoing charges are described in the KID (Key Information Document). The KID must be made available to the subscriber prior to subscription. The subscriber must read the KID. Investors may lose some or all their capital, as the capital in the funds are not guaranteed. The Funds present a risk of loss of capital. The Funds' prospectus, KIDs, NAV and annual reports are available at www.carmignac.com, or upon request to the Management Company.
- **In the United Kingdom:** the Funds' respective prospectuses, KIIDs and annual reports are available at www.carmignac.co.uk, or upon request to the Management Company, or for the French Funds, at the offices of the Facilities Agent at BNP PARIBAS SECURITIES SERVICES, operating through its branch in London: 55 Moorgate, London EC2R. This document was prepared by Carmignac Gestion, Carmignac Gestion Luxembourg or Carmignac UK Ltd. FP Carmignac ICVC (the "Company") is an Investment Company with variable capital incorporated in England and Wales under registered number 839620 and is authorised by the FCA with effect from 4 April 2019 and launched on 15 May 2019. FundRock Partners Limited is the Authorised Corporate Director (the "ACD") of the Company and is authorised and regulated by the FCA. Registered Office: Hamilton Centre, Rodney Way, Chelmsford, Essex, CM1 3BY, UK; Registered in England and Wales with number 4162989. Carmignac Gestion Luxembourg SA has been appointed as the Investment Manager and distributor in respect of the Company. Carmignac UK Ltd (Registered in England and Wales with number 14162894) has been appointed as a sub-Investment Manager of the Company and is authorised and regulated by the Financial Conduct Authority with FRN:984288.
- **In Switzerland:** the prospectus, KIDs and annual report are available at www.carmignac.ch, or through our representative in Switzerland, CACEIS (Switzerland), S.A., Route de Signy 35, CH-1260 Nyon. The paying agent is CACEIS Bank, Montrouge, Nyon Branch / Switzerland, Route de Signy 35, 1260 Nyon.
- **In Spain :** The Funds are registered with the Spanish National Securities Market Commission (Comisión Nacional del Mercado de Valores) under the following numbers: Carmignac Sécurité 395, Carmignac Portfolio 392, Carmignac Patrimoine 386, Carmignac Absolute Return Europe 398, Carmignac Investissement 385, Carmignac Emergents 387, Carmignac Credit 2027 2098, Carmignac Credit 2029 2203, Carmignac Credit 2031 2297, Carmignac Court Terme 1111.

The Management Company can cease promotion in your country anytime. Investors have access to a summary of their rights in English on the following links: [UK](#) ; [Switzerland](#) ; [France](#) ; [Luxembourg](#) ; [Sweden](#).